

# Barrington Public Library District

## Statement of Activities and Changes in Fund Balances

For the Period Ended July 2023

	Month Actual	Y-T-D Actual	Annual Budget	% of Annual Budget
<b>Revenue</b>				
Property Tax	\$172,634.42	\$172,634.42	\$8,246,023.00	2.09%
Other Taxes	\$24,734.80	\$24,734.80	\$149,988.00	16.49%
Impact Fees	\$0.00	\$0.00	\$9,719.00	0.00%
Operating Revenue	\$1,996.11	\$1,996.11	\$27,449.00	7.27%
Grants	\$66,906.00	\$66,906.00	\$66,906.00	100.00%
Donations	\$100.00	\$100.00	\$2,456.00	4.07%
Rental Income	\$100.00	\$100.00	\$1,298.00	7.70%
Interest Income	\$48,537.37	\$48,537.37	\$275,420.00	17.62%
Miscellaneous Income	\$258.98	\$258.98	\$921.00	28.12%
<b>Total Revenue</b>	<b>\$315,267.68</b>	<b>\$315,267.68</b>	<b>\$8,780,180.00</b>	<b>3.59%</b>
<b>Expenditures</b>				
Salaries	\$273,324.61	\$273,324.61	\$3,926,210.23	6.96%
Benefits	\$18,221.40	\$18,221.40	\$1,093,648.92	1.67%
Staff Development & Training	\$4,666.38	\$4,666.38	\$109,915.45	4.25%
Library Materials	\$32,771.42	\$32,771.42	\$890,122.12	3.68%
Electronic Information	\$32,781.70	\$32,781.70	\$161,031.00	20.36%
Library Programs	\$7,015.16	\$7,015.16	\$87,350.00	8.03%
District Admin & Operating Expense	\$12,786.31	\$12,786.31	\$199,478.00	6.41%
Facility Operating Expense	\$59,257.68	\$59,257.68	\$654,626.31	9.05%
Capital Assets	\$12,370.22	\$12,370.22	\$3,345,000.00	0.37%
Furniture, Fixtures & Equipment	\$0.00	\$0.00	\$13,500.00	0.00%
Technology Hardware & Software	\$47,343.03	\$47,343.03	\$928,728.85	5.10%
Professional Services	\$26,407.50	\$26,407.50	\$221,394.00	11.93%
Trustee Expenses	\$0.00	\$0.00	\$3,500.00	0.00%
<b>Total Expenditures</b>	<b>\$526,945.41</b>	<b>\$526,945.41</b>	<b>\$11,634,504.88</b>	<b>4.53%</b>
<b>BEGINNING FUND BALANCE</b>	<b>\$12,690,490.38</b>	<b>\$12,690,490.38</b>		
<b>NET SURPLUS/(DEFICIT)</b>	<b>(\$211,677.73)</b>	<b>(\$211,677.73)</b>		
<b>ENDING FUND BALANCE</b>	<b>\$12,478,812.65</b>	<b>\$12,478,812.65</b>		

# Barrington Public Library District

## Treasurer's Report

As of July 31, 2023

	General	Working Cash	I M R F	FICA	Special Reserve	Building	Insurance	Donations/ Grants	Total
<b>Assets</b>									
Operational Checking-Barrington Bank	\$359,118.45	\$0.00	\$0.00	\$0.00	\$0.00	\$0.00	\$0.00	\$0.00	\$359,118.45
Payroll Checking-Barrington Bank	\$23,685.96	\$0.00	\$0.00	\$0.00	\$0.00	\$0.00	\$0.00	\$0.00	\$23,685.96
Merchant Account-Barrington Bank	\$33,666.29	\$0.00	\$0.00	\$0.00	\$0.00	\$0.00	\$0.00	\$0.00	\$33,666.29
Petty Cash - Administration	\$200.00	\$0.00	\$0.00	\$0.00	\$0.00	\$0.00	\$0.00	\$0.00	\$200.00
Petty Cash - Circulation	\$600.00	\$0.00	\$0.00	\$0.00	\$0.00	\$0.00	\$0.00	\$0.00	\$600.00
Sawyer Falduto	\$1,564,600.14	\$0.00	\$0.00	\$0.00	\$0.00	\$0.00	\$0.00	\$0.00	\$1,564,600.14
Barrington Bank - MAX safe Saving	\$10,602,063.65	\$0.00	\$0.00	\$0.00	\$0.00	\$0.00	\$0.00	\$0.00	\$10,602,063.65
Due To/From Other Funds	(\$4,493,208.08)	\$0.00	\$0.00	\$0.00	\$0.00	\$0.00	\$0.00	\$0.00	(\$4,493,208.08)
Due To/From Other Funds	\$0.00	\$541,237.28	\$0.00	\$0.00	\$0.00	\$0.00	\$0.00	\$0.00	\$541,237.28
Due To/From Other Funds	\$0.00	\$0.00	\$188,194.63	\$0.00	\$0.00	\$0.00	\$0.00	\$0.00	\$188,194.63
Due To/From Other Funds	\$0.00	\$0.00	\$0.00	\$153,642.51	\$0.00	\$0.00	\$0.00	\$0.00	\$153,642.51
Due To/From Other Funds	\$0.00	\$0.00	\$0.00	\$0.00	\$3,141,379.31	\$0.00	\$0.00	\$0.00	\$3,141,379.31
Due To/From Other Funds	\$0.00	\$0.00	\$0.00	\$0.00	\$0.00	\$0.00	\$108,913.27	\$0.00	\$108,913.27
Due To/From Other Funds	\$0.00	\$0.00	\$0.00	\$0.00	\$0.00	\$43,009.93	\$0.00	\$0.00	\$43,009.93
Due To/From Other Funds	\$0.00	\$0.00	\$0.00	\$0.00	\$0.00	\$0.00	\$0.00	\$316,831.15	\$316,831.15
<b>Total Assets</b>	<b>\$8,090,726.41</b>	<b>\$541,237.28</b>	<b>\$188,194.63</b>	<b>\$153,642.51</b>	<b>\$3,141,379.31</b>	<b>\$43,009.93</b>	<b>\$108,913.27</b>	<b>\$316,831.15</b>	<b>\$12,583,934.49</b>
<b>Liabilities and Fund Balance</b>									
<b>Liabilities</b>									
Accounts Payable	\$87,464.97	\$0.00	\$0.00	\$0.00	\$0.00	\$0.00	\$0.00	\$0.00	\$87,464.97
IMRF Withheld	\$13,646.87	\$0.00	\$0.00	\$0.00	\$0.00	\$0.00	\$0.00	\$0.00	\$13,646.87
Nationwide Retirement Withheld	\$4,010.00	\$0.00	\$0.00	\$0.00	\$0.00	\$0.00	\$0.00	\$0.00	\$4,010.00
<b>Total Liabilities</b>	<b>\$105,121.84</b>	<b>\$0.00</b>	<b>\$0.00</b>	<b>\$0.00</b>	<b>\$0.00</b>	<b>\$0.00</b>	<b>\$0.00</b>	<b>\$0.00</b>	<b>\$105,121.84</b>
<b>Fund Balance</b>									
Fund Balance	\$7,985,604.57	\$0.00	\$0.00	\$0.00	\$0.00	\$0.00	\$0.00	\$0.00	\$7,985,604.57
Fund Balance	\$0.00	\$541,237.28	\$0.00	\$0.00	\$0.00	\$0.00	\$0.00	\$0.00	\$541,237.28
Fund Balance	\$0.00	\$0.00	\$188,194.63	\$0.00	\$0.00	\$0.00	\$0.00	\$0.00	\$188,194.63
Fund Balance	\$0.00	\$0.00	\$0.00	\$153,642.51	\$0.00	\$0.00	\$0.00	\$0.00	\$153,642.51
Fund Balance	\$0.00	\$0.00	\$0.00	\$0.00	\$3,141,379.31	\$0.00	\$0.00	\$0.00	\$3,141,379.31
Fund Balance	\$0.00	\$0.00	\$0.00	\$0.00	\$0.00	\$0.00	\$108,913.27	\$0.00	\$108,913.27
Fund Balance	\$0.00	\$0.00	\$0.00	\$0.00	\$0.00	\$43,009.93	\$0.00	\$0.00	\$43,009.93
Fund Balance	\$0.00	\$0.00	\$0.00	\$0.00	\$0.00	\$0.00	\$0.00	\$316,831.15	\$316,831.15
<b>Total Fund Balance</b>	<b>\$7,985,604.57</b>	<b>\$541,237.28</b>	<b>\$188,194.63</b>	<b>\$153,642.51</b>	<b>\$3,141,379.31</b>	<b>\$43,009.93</b>	<b>\$108,913.27</b>	<b>\$316,831.15</b>	<b>\$12,478,812.65</b>
<b>Total Liabilities and Fund Balance</b>	<b>\$8,090,726.41</b>	<b>\$541,237.28</b>	<b>\$188,194.63</b>	<b>\$153,642.51</b>	<b>\$3,141,379.31</b>	<b>\$43,009.93</b>	<b>\$108,913.27</b>	<b>\$316,831.15</b>	<b>\$12,583,934.49</b>
<b>BEGINNING BALANCE WITH CURRENT YEAR ADJUSTMENTS</b>	<b>\$8,174,001.55</b>	<b>\$541,237.28</b>	<b>\$180,424.67</b>	<b>\$167,801.36</b>	<b>\$3,132,642.58</b>	<b>\$64,796.17</b>	<b>\$111,321.14</b>	<b>\$318,265.63</b>	<b>\$12,690,490.38</b>
<b>NET SURPLUS/(DEFICIT)</b>	<b>(\$188,396.98)</b>	<b>\$0.00</b>	<b>\$7,769.96</b>	<b>(\$14,158.85)</b>	<b>\$8,736.73</b>	<b>(\$21,786.24)</b>	<b>(\$2,407.87)</b>	<b>(\$1,434.48)</b>	<b>(\$211,677.73)</b>
<b>ENDING FUND BALANCE</b>	<b>\$7,985,604.57</b>	<b>\$541,237.28</b>	<b>\$188,194.63</b>	<b>\$153,642.51</b>	<b>\$3,141,379.31</b>	<b>\$43,009.93</b>	<b>\$108,913.27</b>	<b>\$316,831.15</b>	<b>\$12,478,812.65</b>

# Barrington Public Library District

## Asset Balance Analysis

For the Period Ended July 31, 2023

	<b>07/31/2023</b>	<b>07/31/2022</b>	<b>Change</b>
Operational Checking-Barrington Bank	\$359,118.45	\$519,944.39	(\$160,825.94)
Payroll Checking-Barrington Bank	\$23,685.96	\$67,889.92	(\$44,203.96)
Merchant Account-Barrington Bank	\$33,666.29	\$15,092.50	\$18,573.79
Petty Cash - Administration	\$200.00	\$200.00	\$0.00
Petty Cash - Circulation	\$600.00	\$600.00	\$0.00
Sawyer Falduto	\$1,564,600.14	\$1,583,477.67	(\$18,877.53)
Barrington Bank - MAX safe Saving	\$10,602,063.65	\$9,329,756.38	\$1,272,307.27
<b>Total Assets</b>	<b>\$12,583,934.49</b>	<b>\$11,516,960.86</b>	<b>\$1,066,973.63</b>

# Barrington Public Library District

## Revenues - All Funds

For the Period Ended July 31, 2023

Revenue	Month Actual Total Funds	Y-T-D Actual Total Funds	% Collected	Budgeted Receipts	Uncollected Receipts
Property Tax					
Tax Levy-Cook County	\$0.00	\$0.00	0.00%	\$3,895,874.33	(\$3,895,874.33)
Tax Levy-Lake County	\$164,614.15	\$164,614.15	4.27%	\$3,854,913.46	(\$3,690,299.31)
Tax Levy-McHenry County	\$8,020.27	\$8,020.27	1.63%	\$490,938.79	(\$482,918.52)
Tax Levy-Kane County	\$0.00	\$0.00	0.00%	\$4,296.42	(\$4,296.42)
Total Property Tax	<u>\$172,634.42</u>	<u>\$172,634.42</u>	<u>2.09%</u>	<u>\$8,246,023.00</u>	<u>(\$8,073,388.58)</u>
Other Taxes					
Personal Property Tax	\$24,734.80	\$24,734.80	16.49%	\$149,988.00	(\$125,253.20)
Total Other Taxes	<u>\$24,734.80</u>	<u>\$24,734.80</u>	<u>16.49%</u>	<u>\$149,988.00</u>	<u>(\$125,253.20)</u>
Impact Fees					
Impact Fees- Other	\$0.00	\$0.00	0.00%	\$9,719.00	(\$9,719.00)
Total Impact Fees	<u>\$0.00</u>	<u>\$0.00</u>	<u>0.00%</u>	<u>\$9,719.00</u>	<u>(\$9,719.00)</u>
Operating Revenue					
Fines & Fees	\$1,180.62	\$1,180.62	5.91%	\$19,990.00	(\$18,809.38)
Copies	\$815.49	\$815.49	10.93%	\$7,459.00	(\$6,643.51)
Total Operating Revenue	<u>\$1,996.11</u>	<u>\$1,996.11</u>	<u>7.27%</u>	<u>\$27,449.00</u>	<u>(\$25,452.89)</u>
Grants					
Per Capita Grant	\$66,906.00	\$66,906.00	100.00%	\$66,906.00	\$0.00
Total Grants	<u>\$66,906.00</u>	<u>\$66,906.00</u>	<u>100.00%</u>	<u>\$66,906.00</u>	<u>\$0.00</u>
Donations					
Donations- Other	\$100.00	\$100.00	4.07%	\$2,456.00	(\$2,356.00)
Total Donations	<u>\$100.00</u>	<u>\$100.00</u>	<u>4.07%</u>	<u>\$2,456.00</u>	<u>(\$2,356.00)</u>
Rental Income					
Rental- Verizon	\$100.00	\$100.00	7.70%	\$1,298.00	(\$1,198.00)
Total Rental Income	<u>\$100.00</u>	<u>\$100.00</u>	<u>7.70%</u>	<u>\$1,298.00</u>	<u>(\$1,198.00)</u>
Interest Income & Unrealized G					
Interest Income	\$48,537.37	\$48,537.37	17.62%	\$275,420.00	(\$226,882.63)
Total Interest Income & Unrealiz	<u>\$48,537.37</u>	<u>\$48,537.37</u>	<u>17.62%</u>	<u>\$275,420.00</u>	<u>(\$226,882.63)</u>
Miscellaneous Income					
Miscellaneous Income & Reir	\$258.98	\$258.98	28.12%	\$921.00	(\$662.02)
Total Miscellaneous Income	<u>\$258.98</u>	<u>\$258.98</u>	<u>28.12%</u>	<u>\$921.00</u>	<u>(\$662.02)</u>
<b>Total Revenue</b>	<b><u>\$315,267.68</u></b>	<b><u>\$315,267.68</u></b>	<b><u>3.59%</u></b>	<b><u>\$8,780,180.00</u></b>	<b><u>(\$8,464,912.32)</u></b>

# Barrington Public Library District

## Expenditures-All Funds

For the Period Ended July 31, 2023

	Actual Month	Actual Y-T-D	% of Annual Budget	Annual Budget	% of Appropriation	Appropriation
<b>Expenditures</b>						
Salaries						
Salaries	\$273,324.61	\$273,324.61	6.96%	\$3,926,210.23	6.07%	\$4,500,000.00
Total Salaries	\$273,324.61	\$273,324.61	6.96%	\$3,926,210.23	6.07%	\$4,500,000.00
Benefits						
FICA employer	\$16,629.80	\$16,629.80	6.83%	\$243,425.00	3.97%	\$419,250.00
Medicare employer	\$3,889.20	\$3,889.20	6.83%	\$56,930.05	0.00%	\$0.00
IMRF	\$0.00	\$0.00	0.00%	\$296,428.87	0.00%	\$500,000.00
Insurance-medical and life	(\$2,297.60)	(\$2,297.60)	(0.46%)	\$496,865.00	(0.30%)	\$765,000.00
Total Benefits	\$18,221.40	\$18,221.40	1.67%	\$1,093,648.92	1.08%	\$1,684,250.00
Staff Development & Training						
Hiring	\$0.00	\$0.00	0.00%	\$1,800.00	0.00%	\$140,000.00
Staff Development	\$4,260.88	\$4,260.88	4.82%	\$88,449.45	0.00%	\$0.00
Dues & Memberships	\$40.00	\$40.00	0.45%	\$8,816.00	0.00%	\$0.00
Staff Expenses	\$365.50	\$365.50	3.37%	\$10,850.00	0.00%	\$0.00
Total Staff Development & Train	\$4,666.38	\$4,666.38	4.25%	\$109,915.45	3.33%	\$140,000.00
Library Materials						
Books	\$14,448.02	\$14,448.02	6.15%	\$235,000.00	0.00%	\$0.00
Books-Grab & Go	\$1,090.78	\$1,090.78	12.12%	\$9,000.00	0.00%	\$0.00
Periodicals	\$321.63	\$321.63	2.14%	\$15,000.00	0.00%	\$0.00
E-Periodicals	\$0.00	\$0.00	0.00%	\$27,954.00	0.00%	\$0.00
Circulating Equipment	\$466.99	\$466.99	7.78%	\$6,000.00	0.00%	\$0.00
Audio books-spoken	\$1,475.64	\$1,475.64	8.94%	\$16,500.00	0.00%	\$0.00
CDs	\$160.53	\$160.53	3.57%	\$4,500.00	0.00%	\$0.00
Digital Music	\$2,100.00	\$2,100.00	12.79%	\$16,417.00	0.00%	\$0.00
E-Books	\$0.00	\$0.00	0.00%	\$245,000.00	0.00%	\$0.00
DVDs	\$6,763.69	\$6,763.69	10.25%	\$66,000.00	0.00%	\$0.00
DVDs Grab & Go	\$421.92	\$421.92	4.69%	\$9,000.00	0.00%	\$0.00
E-DVDs	\$3,873.93	\$3,873.93	8.26%	\$46,900.00	0.00%	\$0.00
E-Audio Books	\$0.00	\$0.00	0.00%	\$125,500.00	0.00%	\$0.00
Refund for Materials lost & p	\$58.49	\$58.49	5.85%	\$1,000.00	0.00%	\$1,300,000.00
AV Video Games	\$1,495.84	\$1,495.84	11.42%	\$13,100.00	0.00%	\$0.00
Realia	\$93.96	\$93.96	6.26%	\$1,500.00	0.00%	\$0.00
Processing supplies	\$0.00	\$0.00	0.00%	\$17,258.00	0.00%	\$0.00
Online Computer Library Cen	\$0.00	\$0.00	0.00%	\$34,493.12	0.00%	\$0.00
Total Library Materials	\$32,771.42	\$32,771.42	3.68%	\$890,122.12	2.52%	\$1,300,000.00
Electronic Information						
Electronic information	\$32,781.70	\$32,781.70	20.36%	\$161,031.00	9.36%	\$350,295.00
Total Electronic Information	\$32,781.70	\$32,781.70	20.36%	\$161,031.00	9.36%	\$350,295.00

# Barrington Public Library District

## Expenditures-All Funds

For the Period Ended July 31, 2023

	Actual Month	Actual Y-T-D	% of Annual Budget	Annual Budget	% of Appropriation	Appropriation
<b>Library Programs</b>						
Pilot Programs	\$219.98	\$219.98	0.00%	\$0.00	0.11%	\$199,000.00
Library programs	\$6,795.18	\$6,795.18	7.78%	\$87,350.00	2.07%	\$328,000.00
<b>Total Library Programs</b>	<b>\$7,015.16</b>	<b>\$7,015.16</b>	<b>8.03%</b>	<b>\$87,350.00</b>	<b>1.33%</b>	<b>\$527,000.00</b>
<b>District Admin &amp; Operating Expense</b>						
Departmental supplies	\$1,174.44	\$1,174.44	8.97%	\$13,095.00	0.62%	\$190,000.00
Office supplies	\$217.17	\$217.17	6.20%	\$3,500.00	0.00%	\$0.00
Postage	\$2,039.99	\$2,039.99	6.42%	\$31,790.00	0.00%	\$0.00
Promotional & display materi	\$2,980.76	\$2,980.76	14.43%	\$20,650.00	0.00%	\$0.00
Fees & Service Charges	\$2,581.95	\$2,581.95	6.38%	\$40,443.00	103.28%	\$2,500.00
Business Insurance	\$3,792.00	\$3,792.00	4.21%	\$90,000.00	2.53%	\$150,000.00
<b>Total District Admin &amp; Operating</b>	<b>\$12,786.31</b>	<b>\$12,786.31</b>	<b>6.41%</b>	<b>\$199,478.00</b>	<b>3.73%</b>	<b>\$342,500.00</b>
<b>Facility Operating Expense</b>						
Rental Spaces	\$0.00	\$0.00	0.00%	\$840.00	0.00%	\$0.00
Security	\$877.20	\$877.20	69.07%	\$1,270.00	0.18%	\$500,000.00
Utilities-electric	\$22,636.51	\$22,636.51	21.88%	\$103,451.00	0.00%	\$0.00
Utilities-gas	\$0.00	\$0.00	0.00%	\$28,500.00	0.00%	\$0.00
Utilities-water, sewer	\$906.76	\$906.76	9.07%	\$10,000.00	0.00%	\$0.00
Utilities-Garbage	\$363.70	\$363.70	7.58%	\$4,800.00	0.00%	\$0.00
Telephone	\$3,385.96	\$3,385.96	7.60%	\$44,560.00	0.00%	\$0.00
Building maintenance & repa	\$21,708.42	\$21,708.42	13.29%	\$163,300.00	5.05%	\$430,000.00
Bldg maintenance supplies	\$1,325.73	\$1,325.73	5.10%	\$26,000.00	0.00%	\$0.00
Repair Contingency	\$2,260.00	\$2,260.00	11.30%	\$20,000.00	0.00%	\$0.00
Equipment maintenance	\$1,575.64	\$1,575.64	1.16%	\$136,136.31	0.75%	\$210,000.00
Piano maintenance	\$0.00	\$0.00	0.00%	\$600.00	0.00%	\$9,000.00
Traffic light	\$1,543.71	\$1,543.71	23.15%	\$6,669.00	0.00%	\$0.00
Site maintenance	\$1,850.00	\$1,850.00	2.07%	\$89,500.00	1.00%	\$185,000.00
Site Contingency	\$0.00	\$0.00	0.00%	\$10,000.00	0.00%	\$0.00
Vehicle operation & mainten:	\$824.05	\$824.05	9.16%	\$9,000.00	0.00%	\$0.00
<b>Total Facility Operating Expense</b>	<b>\$59,257.68</b>	<b>\$59,257.68</b>	<b>9.05%</b>	<b>\$654,626.31</b>	<b>4.44%</b>	<b>\$1,334,000.00</b>
<b>Capital Assets</b>						
Capital Assets	\$0.00	\$0.00	0.00%	\$0.00	0.00%	\$2,858,138.00
Library Building & Grounds R	\$12,370.22	\$12,370.22	0.37%	\$3,345,000.00	0.21%	\$5,920,000.00
<b>Total Capital Assets</b>	<b>\$12,370.22</b>	<b>\$12,370.22</b>	<b>0.37%</b>	<b>\$3,345,000.00</b>	<b>0.14%</b>	<b>\$8,778,138.00</b>
<b>Furniture, Fixtures &amp; Equipment</b>						
Furniture, Fixtures & Equipme	\$0.00	\$0.00	0.00%	\$13,500.00	0.00%	\$500,000.00
<b>Total Furniture, Fixtures &amp; Equip</b>	<b>\$0.00</b>	<b>\$0.00</b>	<b>0.00%</b>	<b>\$13,500.00</b>	<b>0.00%</b>	<b>\$500,000.00</b>
<b>Technology Hardware &amp; Software</b>						
Technology Hardware	\$0.00	\$0.00	0.00%	\$618,500.00	0.00%	\$1,203,000.00

# Barrington Public Library District

## Expenditures-All Funds

For the Period Ended July 31, 2023

	Actual Month	Actual Y-T-D	% of Annual Budget	Annual Budget	% of Appropriation	Appropriation
Technology Contingency	\$499.00	\$499.00	2.00%	\$25,000.00	0.00%	\$0.00
Software & Subscriptions	\$46,844.03	\$46,844.03	16.42%	\$285,228.85	0.00%	\$0.00
<b>Total Technology Hardware &amp; S</b>	<b>\$47,343.03</b>	<b>\$47,343.03</b>	<b>5.10%</b>	<b>\$928,728.85</b>	<b>3.94%</b>	<b>\$1,203,000.00</b>
<b>Professional Services</b>						
Legal fees	\$405.00	\$405.00	1.85%	\$21,850.00	0.10%	\$400,000.00
Legal expenses	\$33.75	\$33.75	0.00%	\$0.00	0.00%	\$0.00
Consultant fees	\$25,968.75	\$25,968.75	14.15%	\$183,544.00	25.97%	\$100,000.00
Audit expense	\$0.00	\$0.00	0.00%	\$16,000.00	0.00%	\$0.00
<b>Total Professional Services</b>	<b>\$26,407.50</b>	<b>\$26,407.50</b>	<b>11.93%</b>	<b>\$221,394.00</b>	<b>5.28%</b>	<b>\$500,000.00</b>
<b>Trustee Expenses</b>						
Trustee expense	\$0.00	\$0.00	0.00%	\$3,500.00	0.00%	\$9,000.00
<b>Total Trustee Expenses</b>	<b>\$0.00</b>	<b>\$0.00</b>	<b>0.00%</b>	<b>\$3,500.00</b>	<b>0.00%</b>	<b>\$9,000.00</b>
<b>Total Expenditures</b>	<b>\$526,945.41</b>	<b>\$526,945.41</b>	<b>4.53%</b>	<b>\$11,634,504.88</b>	<b>2.49%</b>	<b>\$21,168,183.00</b>

# Barrington Public Library District

## Expenditures-General Fund

For the Period Ended July 31, 2023

	<u>Actual Month</u>	<u>Actual Y-T-D</u>	<u>% of Annual Budget</u>	<u>Annual Budget</u>	<u>% of Appropriation</u>	<u>Appropriation</u>
<b>Expenditures</b>						
Salaries						
Salaries	\$273,324.61	\$273,324.61	6.96%	\$3,926,210.23	6.07%	\$4,500,000.00
Total Salaries	\$273,324.61	\$273,324.61	6.96%	\$3,926,210.23	6.07%	\$4,500,000.00
Benefits						
Insurance-medical and life	(\$2,297.60)	(\$2,297.60)	(0.46%)	\$496,865.00	(0.30%)	\$765,000.00
Total Benefits	(\$2,297.60)	(\$2,297.60)	(0.46%)	\$496,865.00	(0.30%)	\$765,000.00
Staff Development & Training						
Hiring	\$0.00	\$0.00	0.00%	\$1,800.00	0.00%	\$140,000.00
Staff Development	\$4,260.88	\$4,260.88	4.82%	\$88,449.45	0.00%	\$0.00
Dues & Memberships	\$40.00	\$40.00	0.45%	\$8,816.00	0.00%	\$0.00
Staff Expenses	\$365.50	\$365.50	3.37%	\$10,850.00	0.00%	\$0.00
Total Staff Development & Train	\$4,666.38	\$4,666.38	4.25%	\$109,915.45	3.33%	\$140,000.00
Library Materials						
Books	\$14,448.02	\$14,448.02	6.15%	\$235,000.00	0.00%	\$0.00
Books-Grab & Go	\$1,090.78	\$1,090.78	12.12%	\$9,000.00	0.00%	\$0.00
Periodicals	\$321.63	\$321.63	2.14%	\$15,000.00	0.00%	\$0.00
E-Periodicals	\$0.00	\$0.00	0.00%	\$27,954.00	0.00%	\$0.00
Circulating Equipment	\$466.99	\$466.99	7.78%	\$6,000.00	0.00%	\$0.00
Audio books-spoken	\$1,475.64	\$1,475.64	8.94%	\$16,500.00	0.00%	\$0.00
CDs	\$160.53	\$160.53	3.57%	\$4,500.00	0.00%	\$0.00
Digital Music	\$2,100.00	\$2,100.00	12.79%	\$16,417.00	0.00%	\$0.00
E-Books	\$0.00	\$0.00	0.00%	\$245,000.00	0.00%	\$0.00
DVDs	\$6,763.69	\$6,763.69	10.25%	\$66,000.00	0.00%	\$0.00
DVDs Grab & Go	\$421.92	\$421.92	4.69%	\$9,000.00	0.00%	\$0.00
E-DVDs	\$3,873.93	\$3,873.93	8.26%	\$46,900.00	0.00%	\$0.00
E-Audio Books	\$0.00	\$0.00	0.00%	\$125,500.00	0.00%	\$0.00
Refund for Materials lost & p	\$58.49	\$58.49	5.85%	\$1,000.00	0.00%	\$1,300,000.00
AV Video Games	\$1,495.84	\$1,495.84	11.42%	\$13,100.00	0.00%	\$0.00
Realia	\$93.96	\$93.96	6.26%	\$1,500.00	0.00%	\$0.00
Processing supplies	\$0.00	\$0.00	0.00%	\$17,258.00	0.00%	\$0.00
Online Computer Library Cen	\$0.00	\$0.00	0.00%	\$34,493.12	0.00%	\$0.00
Total Library Materials	\$32,771.42	\$32,771.42	3.68%	\$890,122.12	2.52%	\$1,300,000.00
Electronic Information						
Electronic information	\$32,781.70	\$32,781.70	20.36%	\$161,031.00	9.36%	\$350,295.00
Total Electronic Information	\$32,781.70	\$32,781.70	20.36%	\$161,031.00	9.36%	\$350,295.00
Library Programs						
Pilot Programs	\$219.98	\$219.98	0.00%	\$0.00	0.11%	\$199,000.00
Library programs	\$5,360.70	\$5,360.70	6.82%	\$78,550.00	0.00%	\$0.00



# Barrington Public Library District

## Expenditures-General Fund

For the Period Ended July 31, 2023

	Actual Month	Actual Y-T-D	% of Annual Budget	Annual Budget	% of Appropriation	Appropriation
Total Library Programs	\$5,580.68	\$5,580.68	7.10%	\$78,550.00	2.80%	\$199,000.00
District Admin & Operating Expense						
Departmental supplies	\$1,174.44	\$1,174.44	8.97%	\$13,095.00	0.62%	\$190,000.00
Office supplies	\$217.17	\$217.17	6.20%	\$3,500.00	0.00%	\$0.00
Postage	\$2,039.99	\$2,039.99	6.42%	\$31,790.00	0.00%	\$0.00
Promotional & display materi	\$2,980.76	\$2,980.76	14.43%	\$20,650.00	0.00%	\$0.00
Fees & Service Charges	\$2,581.95	\$2,581.95	6.72%	\$38,428.00	0.00%	\$0.00
Total District Admin & Operatin	\$8,994.31	\$8,994.31	8.37%	\$107,463.00	4.73%	\$190,000.00
Facility Operating Expense						
Security	\$877.20	\$877.20	69.07%	\$1,270.00	0.18%	\$500,000.00
Utilities-electric	\$22,636.51	\$22,636.51	21.88%	\$103,451.00	0.00%	\$0.00
Utilities-gas	\$0.00	\$0.00	0.00%	\$28,500.00	0.00%	\$0.00
Utilities-water, sewer	\$0.00	\$0.00	0.00%	\$10,000.00	0.00%	\$0.00
Utilities-Garbage	\$0.00	\$0.00	0.00%	\$4,800.00	0.00%	\$0.00
Telephone	\$3,385.96	\$3,385.96	7.60%	\$44,560.00	0.00%	\$0.00
Piano maintenance	\$0.00	\$0.00	0.00%	\$600.00	0.00%	\$9,000.00
Total Facility Operating Expense	\$26,899.67	\$26,899.67	13.92%	\$193,181.00	5.28%	\$509,000.00
Capital Assets						
Capital Assets	\$0.00	\$0.00	0.00%	\$0.00	0.00%	\$2,758,138.00
Library Building & Grounds R	\$12,370.22	\$12,370.22	0.00%	\$0.00	0.00%	\$0.00
Total Capital Assets	\$12,370.22	\$12,370.22	0.00%	\$0.00	0.45%	\$2,758,138.00
Furniture, Fixtures & Equipment						
Furniture, Fixtures & Equipme	\$0.00	\$0.00	0.00%	\$13,500.00	0.00%	\$500,000.00
Total Furniture, Fixtures & Equip	\$0.00	\$0.00	0.00%	\$13,500.00	0.00%	\$500,000.00
Technology Hardware & Software						
Technology Hardware	\$0.00	\$0.00	0.00%	\$618,500.00	0.00%	\$1,203,000.00
Technology Contingency	\$499.00	\$499.00	2.00%	\$25,000.00	0.00%	\$0.00
Software & Subscriptions	\$46,844.03	\$46,844.03	16.42%	\$285,228.85	0.00%	\$0.00
Total Technology Hardware & S	\$47,343.03	\$47,343.03	5.10%	\$928,728.85	3.94%	\$1,203,000.00
Professional Services						
Legal fees	\$405.00	\$405.00	1.85%	\$21,850.00	0.10%	\$400,000.00
Legal expenses	\$33.75	\$33.75	0.00%	\$0.00	0.00%	\$0.00
Consultant fees	\$25,968.75	\$25,968.75	21.02%	\$123,544.00	0.00%	\$0.00
Audit expense	\$0.00	\$0.00	0.00%	\$16,000.00	0.00%	\$0.00
Total Professional Services	\$26,407.50	\$26,407.50	16.36%	\$161,394.00	6.60%	\$400,000.00
Trustee Expenses						
Trustee expense	\$0.00	\$0.00	0.00%	\$3,500.00	0.00%	\$9,000.00
Total Trustee Expenses	\$0.00	\$0.00	0.00%	\$3,500.00	0.00%	\$9,000.00

# Barrington Public Library District

## Expenditures-General Fund

For the Period Ended July 31, 2023

	<u>Actual Month</u>	<u>Actual Y-T-D</u>	<u>% of Annual Budget</u>	<u>Annual Budget</u>	<u>% of Appropriation</u>	<u>Appropriation</u>
<b>Total Expenditures</b>	<b>\$468,841.92</b>	<b>\$468,841.92</b>	<b>6.63%</b>	<b>\$7,070,460.65</b>	<b>3.66%</b>	<b>\$12,823,433.00</b>

# Barrington Public Library District

## Expenditures-Other Funds

For the Period Ended July 31, 2023

	Actual Month	Actual Y-T-D	% of Annual Budget	Annual Budget	% of Appropriation	Appropriation
<b>Expenditures</b>						
Benefits						
FICA employer	\$16,629.80	\$16,629.80	6.83%	\$243,425.00	3.97%	\$419,250.00
Medicare employer	\$3,889.20	\$3,889.20	6.83%	\$56,930.05	0.00%	\$0.00
IMRF	\$0.00	\$0.00	0.00%	\$296,428.87	0.00%	\$500,000.00
<b>Total Benefits</b>	<b>\$20,519.00</b>	<b>\$20,519.00</b>	<b>3.44%</b>	<b>\$596,783.92</b>	<b>2.23%</b>	<b>\$919,250.00</b>
Library Programs						
Library programs	\$1,434.48	\$1,434.48	16.30%	\$8,800.00	0.44%	\$328,000.00
<b>Total Library Programs</b>	<b>\$1,434.48</b>	<b>\$1,434.48</b>	<b>16.30%</b>	<b>\$8,800.00</b>	<b>0.44%</b>	<b>\$328,000.00</b>
District Admin & Operating Expense						
Fees & Service Charges	\$0.00	\$0.00	0.00%	\$2,015.00	0.00%	\$2,500.00
Business Insurance	\$3,792.00	\$3,792.00	4.21%	\$90,000.00	2.53%	\$150,000.00
<b>Total District Admin &amp; Operating Expense</b>	<b>\$3,792.00</b>	<b>\$3,792.00</b>	<b>4.12%</b>	<b>\$92,015.00</b>	<b>2.49%</b>	<b>\$152,500.00</b>
Facility Operating Expense						
Rental Spaces	\$0.00	\$0.00	0.00%	\$840.00	0.00%	\$0.00
Utilities-water, sewer	\$906.76	\$906.76	0.00%	\$0.00	0.00%	\$0.00
Utilities-Garbage	\$363.70	\$363.70	0.00%	\$0.00	0.00%	\$0.00
Building maintenance & repairs	\$21,708.42	\$21,708.42	13.29%	\$163,300.00	5.05%	\$430,000.00
Bldg maintenance supplies	\$1,325.73	\$1,325.73	5.10%	\$26,000.00	0.00%	\$0.00
Repair Contingency	\$2,260.00	\$2,260.00	11.30%	\$20,000.00	0.00%	\$0.00
Equipment maintenance	\$1,575.64	\$1,575.64	1.16%	\$136,136.31	0.75%	\$210,000.00
Traffic light	\$1,543.71	\$1,543.71	23.15%	\$6,669.00	0.00%	\$0.00
Site maintenance	\$1,850.00	\$1,850.00	2.07%	\$89,500.00	1.00%	\$185,000.00
Site Contingency	\$0.00	\$0.00	0.00%	\$10,000.00	0.00%	\$0.00
Vehicle operation & maintenance	\$824.05	\$824.05	9.16%	\$9,000.00	0.00%	\$0.00
<b>Total Facility Operating Expense</b>	<b>\$32,358.01</b>	<b>\$32,358.01</b>	<b>7.01%</b>	<b>\$461,445.31</b>	<b>3.92%</b>	<b>\$825,000.00</b>
Capital Assets						
Capital Assets	\$0.00	\$0.00	0.00%	\$0.00	0.00%	\$100,000.00
Library Building & Grounds Repairs	\$0.00	\$0.00	0.00%	\$3,345,000.00	0.00%	\$5,920,000.00
<b>Total Capital Assets</b>	<b>\$0.00</b>	<b>\$0.00</b>	<b>0.00%</b>	<b>\$3,345,000.00</b>	<b>0.00%</b>	<b>\$6,020,000.00</b>
Professional Services						
Consultant fees	\$0.00	\$0.00	0.00%	\$60,000.00	0.00%	\$100,000.00
<b>Total Professional Services</b>	<b>\$0.00</b>	<b>\$0.00</b>	<b>0.00%</b>	<b>\$60,000.00</b>	<b>0.00%</b>	<b>\$100,000.00</b>
<b>Total Expenditures</b>	<b>\$58,103.49</b>	<b>\$58,103.49</b>	<b>1.27%</b>	<b>\$4,564,044.23</b>	<b>0.70%</b>	<b>\$8,344,750.00</b>

# Barrington Public Library District

## Account Distribution

### General Fund

Date	Trans.	Journal	Reference	Debit Amount	Credit Amount	Balance
<b>10-4000-10</b>						
<b>Account: 10-4000-10 (Salaries)</b>						
7/1/2023			<i>Account Beginning Balance</i>			\$0.00
7/14/2023	9139-12	Journal Entry	Payroll & Settlement of Taxes	\$8,032.73		
7/28/2023	9137-12	Journal Entry	Payroll & Settlement of Taxes	\$10,559.95		
			<i>Account Subtotals</i>	\$18,592.68	\$0.00	
7/31/2023			<i>Account Net Change</i>			\$18,592.68
7/31/2023			<i>Account Ending Balance</i>			<u>\$18,592.68</u>
<b>10-4000-11</b>						
<b>Account: 10-4000-11 (Salaries)</b>						
7/1/2023			<i>Account Beginning Balance</i>			\$0.00
7/14/2023	9139-13	Journal Entry	Payroll & Settlement of Taxes	\$6,666.45		
7/28/2023	9137-13	Journal Entry	Payroll & Settlement of Taxes	\$6,849.75		
			<i>Account Subtotals</i>	\$13,516.20	\$0.00	
7/31/2023			<i>Account Net Change</i>			\$13,516.20
7/31/2023			<i>Account Ending Balance</i>			<u>\$13,516.20</u>
<b>10-4000-12</b>						
<b>Account: 10-4000-12 (Salaries)</b>						
7/1/2023			<i>Account Beginning Balance</i>			\$0.00
7/14/2023	9139-14	Journal Entry	Payroll & Settlement of Taxes	\$5,106.45		
7/28/2023	9137-14	Journal Entry	Payroll & Settlement of Taxes	\$5,611.17		
			<i>Account Subtotals</i>	\$10,717.62	\$0.00	
7/31/2023			<i>Account Net Change</i>			\$10,717.62
7/31/2023			<i>Account Ending Balance</i>			<u>\$10,717.62</u>
<b>10-4000-13</b>						
<b>Account: 10-4000-13 (Salaries)</b>						
7/1/2023			<i>Account Beginning Balance</i>			\$0.00
7/14/2023	9139-15	Journal Entry	Payroll & Settlement of Taxes	\$9,382.61		
7/28/2023	9137-15	Journal Entry	Payroll & Settlement of Taxes	\$6,121.37		
			<i>Account Subtotals</i>	\$15,503.98	\$0.00	
7/31/2023			<i>Account Net Change</i>			\$15,503.98
7/31/2023			<i>Account Ending Balance</i>			<u>\$15,503.98</u>
<b>10-4000-20</b>						
<b>Account: 10-4000-20 (Salaries)</b>						
7/1/2023			<i>Account Beginning Balance</i>			\$0.00
7/14/2023	9139-16	Journal Entry	Payroll & Settlement of Taxes	\$29,528.60		
7/28/2023	9137-16	Journal Entry	Payroll & Settlement of Taxes	\$25,639.98		
			<i>Account Subtotals</i>	\$55,168.58	\$0.00	
7/31/2023			<i>Account Net Change</i>			\$55,168.58
7/31/2023			<i>Account Ending Balance</i>			<u>\$55,168.58</u>
<b>10-4000-30</b>						
<b>Account: 10-4000-30 (Salaries)</b>						

# Barrington Public Library District

## Account Distribution

### General Fund

Date	Trans.	Journal	Reference	Debit Amount	Credit Amount	Balance
<b>Account: 10-4000-30 (Salaries)</b>						
7/1/2023			<i>Account Beginning Balance</i>			\$0.00
7/14/2023	9139-17	Journal Entry	Payroll & Settlement of Taxes	\$7,232.51		
7/28/2023	9137-17	Journal Entry	Payroll & Settlement of Taxes	\$6,864.80		
			<i>Account Subtotals</i>	\$14,097.31	\$0.00	
7/31/2023			<i>Account Net Change</i>			\$14,097.31
7/31/2023			<i>Account Ending Balance</i>			\$14,097.31
<b>10-4000-35</b>						
<b>Account: 10-4000-35 (Salaries)</b>						
7/1/2023			<i>Account Beginning Balance</i>			\$0.00
7/14/2023	9139-18	Journal Entry	Payroll & Settlement of Taxes	\$15,462.55		
7/28/2023	9137-18	Journal Entry	Payroll & Settlement of Taxes	\$13,749.21		
			<i>Account Subtotals</i>	\$29,211.76	\$0.00	
7/31/2023			<i>Account Net Change</i>			\$29,211.76
7/31/2023			<i>Account Ending Balance</i>			\$29,211.76
<b>10-4000-40</b>						
<b>Account: 10-4000-40 (Salaries)</b>						
7/1/2023			<i>Account Beginning Balance</i>			\$0.00
7/14/2023	9139-19	Journal Entry	Payroll & Settlement of Taxes	\$14,398.73		
7/28/2023	9137-19	Journal Entry	Payroll & Settlement of Taxes	\$14,807.39		
			<i>Account Subtotals</i>	\$29,206.12	\$0.00	
7/31/2023			<i>Account Net Change</i>			\$29,206.12
7/31/2023			<i>Account Ending Balance</i>			\$29,206.12
<b>10-4000-45</b>						
<b>Account: 10-4000-45 (Salaries)</b>						
7/1/2023			<i>Account Beginning Balance</i>			\$0.00
7/14/2023	9139-20	Journal Entry	Payroll & Settlement of Taxes	\$2,339.75		
			<i>Account Subtotals</i>	\$2,339.75	\$0.00	
7/31/2023			<i>Account Net Change</i>			\$2,339.75
7/31/2023			<i>Account Ending Balance</i>			\$2,339.75
<b>10-4000-50</b>						
<b>Account: 10-4000-50 (Salaries)</b>						
7/1/2023			<i>Account Beginning Balance</i>			\$0.00
7/14/2023	9139-21	Journal Entry	Payroll & Settlement of Taxes	\$23,424.30		
7/28/2023	9137-20	Journal Entry	Payroll & Settlement of Taxes	\$16,865.54		
			<i>Account Subtotals</i>	\$40,289.84	\$0.00	
7/31/2023			<i>Account Net Change</i>			\$40,289.84
7/31/2023			<i>Account Ending Balance</i>			\$40,289.84
<b>10-4000-60</b>						
<b>Account: 10-4000-60 (Salaries)</b>						
7/1/2023			<i>Account Beginning Balance</i>			\$0.00
7/14/2023	9139-22	Journal Entry	Payroll & Settlement of Taxes	\$22,272.99		

# Barrington Public Library District

## Account Distribution

### General Fund

Date	Trans.	Journal	Reference	Debit Amount	Credit Amount	Balance
<b>Account: 10-4000-60 (Salaries)</b>						
7/28/2023	9137-21	Journal Entry	Payroll & Settlement of Taxes	\$22,407.78		
			<i>Account Subtotals</i>	\$44,680.77	\$0.00	
7/31/2023			<i>Account Net Change</i>			\$44,680.77
7/31/2023			<i>Account Ending Balance</i>			\$44,680.77
<b>10-4600-00</b>						
<b>Account: 10-4600-00 (Insurance-medical and life)</b>						
7/1/2023			<i>Account Beginning Balance</i>			\$0.00
7/5/2023	9130-3	Journal Entry	07.05.2023 - Insurance Reim / Rent		\$47.00	
7/10/2023	9116-43	Accounts Payable	MedCor-triage fee 07/23 - 06/24	\$3,952.00		
7/14/2023	9139-11	Journal Entry	Payroll & Settlement of Taxes		\$2,550.80	
7/19/2023	9127-2	Journal Entry	07.19.2023 - Insurance Reimb / Rent		\$47.00	
7/19/2023	9127-4	Journal Entry	07.19.2023 - Insurance Reimb / Rent		\$47.00	
7/19/2023	9127-5	Journal Entry	07.19.2023 - Insurance Reimb / Rent		\$1,007.00	
7/28/2023	9137-11	Journal Entry	Payroll & Settlement of Taxes		\$2,550.80	
			<i>Account Subtotals</i>	\$3,952.00	\$6,249.60	
7/31/2023			<i>Account Net Change</i>			(\$2,297.60)
7/31/2023			<i>Account Ending Balance</i>			(\$2,297.60)
<b>10-4800-10</b>						
<b>Account: 10-4800-10 (Staff Development)</b>						
7/1/2023			<i>Account Beginning Balance</i>			\$0.00
7/24/2023	9119-249	Accounts Payable	HR Source-report participant	\$150.00		
7/24/2023	9119-278	Accounts Payable	First Bankcard-July 2023	\$280.00		
			<i>Account Subtotals</i>	\$430.00	\$0.00	
7/31/2023			<i>Account Net Change</i>			\$430.00
7/31/2023			<i>Account Ending Balance</i>			\$430.00
<b>10-4800-11</b>						
<b>Account: 10-4800-11 (Staff Development)</b>						
7/1/2023			<i>Account Beginning Balance</i>			\$0.00
7/10/2023	9116-23	Accounts Payable	Global Knowledge Tra-critical thinkin	\$1,270.75		
7/10/2023	9116-25	Accounts Payable	Global Knowledge Tra-taking on grea	\$1,950.75		
			<i>Account Subtotals</i>	\$3,221.50	\$0.00	
7/31/2023			<i>Account Net Change</i>			\$3,221.50
7/31/2023			<i>Account Ending Balance</i>			\$3,221.50
<b>10-4800-20</b>						
<b>Account: 10-4800-20 (Staff Development)</b>						
7/1/2023			<i>Account Beginning Balance</i>			\$0.00
7/24/2023	9119-286	Accounts Payable	First Bankcard-July 2023	\$300.00		
7/28/2023	9137-22	Journal Entry	Payroll & Settlement of Taxes	\$228.69		
			<i>Account Subtotals</i>	\$528.69	\$0.00	
7/31/2023			<i>Account Net Change</i>			\$528.69
7/31/2023			<i>Account Ending Balance</i>			\$528.69
<b>10-4800-60</b>						
<b>Account: 10-4800-60 (Staff Development)</b>						

# Barrington Public Library District

## Account Distribution

### General Fund

Date	Trans.	Journal	Reference	Debit Amount	Credit Amount	Balance
<b>Account: 10-4800-60 (Staff Development)</b>						
7/1/2023			<i>Account Beginning Balance</i>			\$0.00
7/28/2023	9137-24	Journal Entry	Payroll & Settlement of Taxes	\$80.69		
			<i>Account Subtotals</i>	\$80.69	\$0.00	
7/31/2023			<i>Account Net Change</i>			\$80.69
7/31/2023			<i>Account Ending Balance</i>			\$80.69
<b>10-4810-11</b>						
<b>Account: 10-4810-11 (Dues &amp; Memberships)</b>						
7/1/2023			<i>Account Beginning Balance</i>			\$0.00
7/24/2023	9119-296	Accounts Payable	First Bankcard-July 2023	\$40.00		
			<i>Account Subtotals</i>	\$40.00	\$0.00	
7/31/2023			<i>Account Net Change</i>			\$40.00
7/31/2023			<i>Account Ending Balance</i>			\$40.00
<b>10-4820-10</b>						
<b>Account: 10-4820-10 (Staff Expenses)</b>						
7/1/2023			<i>Account Beginning Balance</i>			\$0.00
7/10/2023	9116-11	Accounts Payable	A H Office Coffee Se-water	\$273.30		
7/10/2023	9119-263	Accounts Payable	A H Office Coffee Se-rental jul - sept	\$30.00		
7/24/2023	9119-279	Accounts Payable	First Bankcard-July 2023	\$47.92		
7/28/2023	9137-23	Journal Entry	Payroll & Settlement of Taxes	\$14.28		
			<i>Account Subtotals</i>	\$365.50	\$0.00	
7/31/2023			<i>Account Net Change</i>			\$365.50
7/31/2023			<i>Account Ending Balance</i>			\$365.50
<b>10-5100-20</b>						
<b>Account: 10-5100-20 (Books)</b>						
7/1/2023			<i>Account Beginning Balance</i>			\$0.00
7/24/2023	9119-99	Accounts Payable	Baker & Taylor Books-AS BOOKS	\$100.49		
7/24/2023	9119-103	Accounts Payable	Baker & Taylor Books-AS BOOKS	\$165.61		
7/24/2023	9119-109	Accounts Payable	Baker & Taylor Books-AS BOOKS	\$261.71		
7/24/2023	9119-116	Accounts Payable	Baker & Taylor Books-AS BOOKS	\$124.26		
7/24/2023	9119-122	Accounts Payable	Baker & Taylor Books-AS BOOKS	\$129.74		
7/24/2023	9119-127	Accounts Payable	Baker & Taylor Books-AS BOOKS	\$189.36		
7/24/2023	9119-145	Accounts Payable	Ingram Library Servi-AS BOOKS	\$289.40		
7/24/2023	9119-147	Accounts Payable	Ingram Library Servi-AS BOOKS	\$466.60		
7/24/2023	9119-149	Accounts Payable	Ingram Library Servi-AS BOOKS	\$246.67		
7/24/2023	9119-152	Accounts Payable	Ingram Library Servi-AS BOOKS	\$359.74		
7/24/2023	9119-154	Accounts Payable	Ingram Library Servi-AS BOOKS	\$112.26		
7/24/2023	9119-156	Accounts Payable	Ingram Library Servi-AS BOOKS	\$747.06		
7/24/2023	9119-159	Accounts Payable	Ingram Library Servi-AS BOOKS	\$240.75		
7/24/2023	9119-162	Accounts Payable	Ingram Library Servi-AS BOOKS	\$267.15		
7/24/2023	9119-164	Accounts Payable	Ingram Library Servi-AS BOOKS	\$511.37		
7/24/2023	9119-167	Accounts Payable	Ingram Library Servi-AS BOOKS	\$624.33		
7/24/2023	9119-170	Accounts Payable	Ingram Library Servi-AS BOOKS	\$445.20		
7/24/2023	9119-273	Accounts Payable	Baker & Taylor Books-AS BOOKS	\$230.85		
7/24/2023	9119-294	Accounts Payable	First Bankcard-July 2023	\$50.97		
7/31/2023	9132-38	Accounts Payable	Baker & Taylor Books-as books	\$312.21		
7/31/2023	9132-41	Accounts Payable	Baker & Taylor Books-as books	\$59.21		
7/31/2023	9132-47	Accounts Payable	Baker & Taylor Books-as books	\$326.50		
7/31/2023	9132-57	Accounts Payable	Baker & Taylor Books-as books	\$192.22		
7/31/2023	9132-62	Accounts Payable	Baker & Taylor Books-as books	\$134.12		

# Barrington Public Library District

## Account Distribution

### General Fund

Date	Trans.	Journal	Reference	Debit Amount	Credit Amount	Balance
<b>Account: 10-5100-20 (Books)</b>						
7/31/2023	9132-66	Accounts Payable	Baker & Taylor Books-as book	\$36.36		
7/31/2023	9132-74	Accounts Payable	Ingram Library Servi-as books	\$234.01		
7/31/2023	9132-76	Accounts Payable	Ingram Library Servi-as books	\$224.39		
7/31/2023	9132-78	Accounts Payable	Ingram Library Servi-as books	\$95.76		
7/31/2023	9132-80	Accounts Payable	Ingram Library Servi-as book	\$373.90		
7/31/2023	9132-83	Accounts Payable	Ingram Library Servi-as books	\$440.33		
7/31/2023	9132-86	Accounts Payable	Ingram Library Servi-as books	\$456.66		
7/31/2023	9132-89	Accounts Payable	Ingram Library Servi-as books	\$223.37		
7/31/2023	9132-92	Accounts Payable	Ingram Library Servi-as books	\$310.47		
7/31/2023	9132-94	Accounts Payable	Ingram Library Servi-as books	\$210.43		
7/31/2023	9132-96	Accounts Payable	Ingram Library Servi-as books	\$285.50		
7/31/2023	9132-112	Accounts Payable	Baker & Taylor Books-as books	\$257.99		
7/31/2023	9132-117	Accounts Payable	Ingram Library Servi-as books	\$403.28		
			<i>Account Subtotals</i>	\$10,140.23	\$0.00	
7/31/2023			<i>Account Net Change</i>			\$10,140.23
7/31/2023			<i>Account Ending Balance</i>			\$10,140.23
<b>10-5100-60</b>						
<b>Account: 10-5100-60 (Books)</b>						
7/1/2023			<i>Account Beginning Balance</i>			\$0.00
7/24/2023	9119-101	Accounts Payable	Baker & Taylor Books-YS BOOKS	\$204.71		
7/24/2023	9119-118	Accounts Payable	Baker & Taylor Books-YS BOOKS	\$238.02		
7/24/2023	9119-120	Accounts Payable	Baker & Taylor Books-YS BOOKS	\$266.51		
7/24/2023	9119-125	Accounts Payable	Baker & Taylor Books-YS BOOKS	\$474.54		
7/24/2023	9119-133	Accounts Payable	Children's Plus Inc-YS BOOKS	\$22.45		
7/24/2023	9119-135	Accounts Payable	Children's Plus Inc-YS BOOKS	\$12.99		
7/28/2023	9132-36	Accounts Payable	Baker & Taylor Books-ys books	\$1,489.44		
7/31/2023	9132-31	Accounts Payable	Baker & Taylor Books-ys books	\$492.99		
7/31/2023	9132-34	Accounts Payable	Baker & Taylor Books-ys books	\$320.63		
7/31/2023	9132-54	Accounts Payable	Baker & Taylor Books-ys books	\$279.08		
7/31/2023	9132-60	Accounts Payable	Baker & Taylor Books-ys books	\$471.10		
7/31/2023	9132-64	Accounts Payable	Baker & Taylor Books-ys books	\$35.33		
			<i>Account Subtotals</i>	\$4,307.79	\$0.00	
7/31/2023			<i>Account Net Change</i>			\$4,307.79
7/31/2023			<i>Account Ending Balance</i>			\$4,307.79
<b>10-5101-20</b>						
<b>Account: 10-5101-20 (Books-Grab &amp; Go)</b>						
7/1/2023			<i>Account Beginning Balance</i>			\$0.00
7/24/2023	9119-111	Accounts Payable	Baker & Taylor Books-AS BOOKS	\$102.38		
7/24/2023	9119-124	Accounts Payable	Baker & Taylor Books-AS BOOKS	\$37.82		
7/24/2023	9119-151	Accounts Payable	Ingram Library Servi-AS BOOKS	\$17.81		
7/24/2023	9119-158	Accounts Payable	Ingram Library Servi-AS BOOKS	\$15.55		
7/24/2023	9119-161	Accounts Payable	Ingram Library Servi-AS BOOKS	\$34.50		
7/24/2023	9119-166	Accounts Payable	Ingram Library Servi-AS BOOKS	\$36.95		
7/24/2023	9119-169	Accounts Payable	Ingram Library Servi-AS BOOKS	\$35.05		
7/24/2023	9119-172	Accounts Payable	Ingram Library Servi-AS BOOKS	\$28.94		
7/24/2023	9119-275	Accounts Payable	Baker & Taylor Books-AS BOOKS	\$105.87		
7/31/2023	9132-40	Accounts Payable	Baker & Taylor Books-as books	\$136.70		
7/31/2023	9132-49	Accounts Payable	Baker & Taylor Books-as books	\$161.94		
7/31/2023	9132-59	Accounts Payable	Baker & Taylor Books-as books	\$69.20		
7/31/2023	9132-82	Accounts Payable	Ingram Library Servi-as book	\$33.06		
7/31/2023	9132-85	Accounts Payable	Ingram Library Servi-as books	\$17.94		
7/31/2023	9132-88	Accounts Payable	Ingram Library Servi-as books	\$69.51		
7/31/2023	9132-91	Accounts Payable	Ingram Library Servi-as books	\$35.86		



# Barrington Public Library District

## Account Distribution

### General Fund

Date	Trans.	Journal	Reference	Debit Amount	Credit Amount	Balance
<b>Account: 10-5101-20 (Books-Grab &amp; Go)</b>						
7/31/2023	9132-114	Accounts Payable	Baker & Taylor Books-as books	\$88.09		
7/31/2023	9132-119	Accounts Payable	Ingram Library Servi-as books	\$38.14		
			<i>Account Subtotals</i>	\$1,065.31	\$0.00	
7/31/2023			<i>Account Net Change</i>			\$1,065.31
7/31/2023			<i>Account Ending Balance</i>			\$1,065.31
<b>10-5101-60</b>						
<b>Account: 10-5101-60 (Books-Grab &amp; Go)</b>						
7/1/2023			<i>Account Beginning Balance</i>			\$0.00
7/31/2023	9132-33	Accounts Payable	Baker & Taylor Books-ys books	\$20.72		
7/31/2023	9132-56	Accounts Payable	Baker & Taylor Books-ys books	\$4.75		
			<i>Account Subtotals</i>	\$25.47	\$0.00	
7/31/2023			<i>Account Net Change</i>			\$25.47
7/31/2023			<i>Account Ending Balance</i>			\$25.47
<b>10-5200-20</b>						
<b>Account: 10-5200-20 (Periodicals)</b>						
7/1/2023			<i>Account Beginning Balance</i>			\$0.00
7/24/2023	9119-205	Accounts Payable	Pioneer Press-PERIODICALS	\$84.72		
7/31/2023	9132-72	Accounts Payable	Chicago Tribune-delivery thru 10/10/	\$236.91		
			<i>Account Subtotals</i>	\$321.63	\$0.00	
7/31/2023			<i>Account Net Change</i>			\$321.63
7/31/2023			<i>Account Ending Balance</i>			\$321.63
<b>10-5300-12</b>						
<b>Account: 10-5300-12 (Circulating Equipment)</b>						
7/1/2023			<i>Account Beginning Balance</i>			\$0.00
7/24/2023	9119-287	Accounts Payable	First Bankcard-July 2023	\$432.00		
			<i>Account Subtotals</i>	\$432.00	\$0.00	
7/31/2023			<i>Account Net Change</i>			\$432.00
7/31/2023			<i>Account Ending Balance</i>			\$432.00
<b>10-5300-60</b>						
<b>Account: 10-5300-60 (Circulating Equipment)</b>						
7/1/2023			<i>Account Beginning Balance</i>			\$0.00
7/10/2023	9119-49	Accounts Payable	Amazon Capital Servi-YS GAME	\$34.99		
			<i>Account Subtotals</i>	\$34.99	\$0.00	
7/31/2023			<i>Account Net Change</i>			\$34.99
7/31/2023			<i>Account Ending Balance</i>			\$34.99
<b>10-5310-20</b>						
<b>Account: 10-5310-20 (Audio books-spoken)</b>						
7/1/2023			<i>Account Beginning Balance</i>			\$0.00
7/24/2023	9119-189	Accounts Payable	Midwest Tape-AS AUDIO BOOK	\$9.99		
7/24/2023	9119-201	Accounts Payable	Midwest Tape-AS AUDIO BKS	\$135.94		
7/24/2023	9119-203	Accounts Payable	Midwest Tape-AS AUDIO BKS	\$39.99		
7/31/2023	9132-98	Accounts Payable	Midwest Tape-as audiobooks	\$531.76		

# Barrington Public Library District

## Account Distribution

### General Fund

Date	Trans.	Journal	Reference	Debit Amount	Credit Amount	Balance
<b>Account: 10-5310-20 (Audio books-spoken)</b>						
			<i>Account Subtotals</i>	\$717.68	\$0.00	
7/31/2023			<i>Account Net Change</i>			\$717.68
7/31/2023			<i>Account Ending Balance</i>			\$717.68
<b>10-5310-60</b>						
<b>Account: 10-5310-60 (Audio books-spoken)</b>						
7/1/2023			<i>Account Beginning Balance</i>			\$0.00
7/24/2023	9119-207	Accounts Payable	Playaway Products, L-YS READALON	\$757.96		
			<i>Account Subtotals</i>	\$757.96	\$0.00	
7/31/2023			<i>Account Net Change</i>			\$757.96
7/31/2023			<i>Account Ending Balance</i>			\$757.96
<b>10-5311-20</b>						
<b>Account: 10-5311-20 (CDs)</b>						
7/1/2023			<i>Account Beginning Balance</i>			\$0.00
7/24/2023	9119-183	Accounts Payable	Midwest Tape-AS MUSIC CD	\$42.84		
7/24/2023	9119-199	Accounts Payable	Midwest Tape-AS MUSIC CDS	\$25.71		
7/31/2023	9132-106	Accounts Payable	Midwest Tape-as music cd	\$32.31		
7/31/2023	9132-124	Accounts Payable	Midwest Tape-as music cd	\$59.67		
			<i>Account Subtotals</i>	\$160.53	\$0.00	
7/31/2023			<i>Account Net Change</i>			\$160.53
7/31/2023			<i>Account Ending Balance</i>			\$160.53
<b>10-5312-20</b>						
<b>Account: 10-5312-20 (Digital Music)</b>						
7/1/2023			<i>Account Beginning Balance</i>			\$0.00
7/31/2023	9132-27	Accounts Payable	Naxos of America Inc-renewal	\$2,100.00		
			<i>Account Subtotals</i>	\$2,100.00	\$0.00	
7/31/2023			<i>Account Net Change</i>			\$2,100.00
7/31/2023			<i>Account Ending Balance</i>			\$2,100.00
<b>10-5320-10</b>						
<b>Account: 10-5320-10 (DVDs)</b>						
7/1/2023			<i>Account Beginning Balance</i>			\$0.00
7/10/2023	9116-53	Accounts Payable	Midwest Tape-hoopla june	\$4,117.47		
			<i>Account Subtotals</i>	\$4,117.47	\$0.00	
7/31/2023			<i>Account Net Change</i>			\$4,117.47
7/31/2023			<i>Account Ending Balance</i>			\$4,117.47
<b>10-5320-20</b>						
<b>Account: 10-5320-20 (DVDs)</b>						
7/1/2023			<i>Account Beginning Balance</i>			\$0.00
7/14/2023	9119-196	Accounts Payable	Midwest Tape-AS DVD	\$435.60		
7/24/2023	9119-179	Accounts Payable	Midwest Tape-AS DVD	\$75.99		
7/24/2023	9119-181	Accounts Payable	Midwest Tape-AS DVD	\$125.88		
7/24/2023	9119-185	Accounts Payable	Midwest Tape-AS DVD	\$28.23		
7/24/2023	9119-191	Accounts Payable	Midwest Tape-AS DVD	\$681.66		

**Barrington Public Library District**  
**Account Distribution**  
**General Fund**

<u>Date</u>	<u>Trans.</u>	<u>Journal</u>	<u>Reference</u>	<u>Debit Amount</u>	<u>Credit Amount</u>	<u>Balance</u>
<b>Account: 10-5320-20 (DVDs)</b>						
7/24/2023	9119-194	Accounts Payable	Midwest Tape-AS DVD	\$69.51		
7/31/2023	9132-102	Accounts Payable	Midwest Tape-as dvd	\$182.59		
7/31/2023	9132-104	Accounts Payable	Midwest Tape-as dvd	\$28.23		
7/31/2023	9132-120	Accounts Payable	Midwest Tape-as dvd	\$67.94		
7/31/2023	9132-126	Accounts Payable	Midwest Tape-as dvd	\$276.03		
			<i>Account Subtotals</i>	\$1,971.66	\$0.00	
7/31/2023			<i>Account Net Change</i>			\$1,971.66
7/31/2023			<i>Account Ending Balance</i>			\$1,971.66
<b>10-5320-60</b>						
<b>Account: 10-5320-60 (DVDs)</b>						
7/1/2023			<i>Account Beginning Balance</i>			\$0.00
7/24/2023	9119-177	Accounts Payable	Midwest Tape-YS DVD	\$163.05		
7/24/2023	9119-187	Accounts Payable	Midwest Tape-YS DVD	\$111.15		
7/31/2023	9132-100	Accounts Payable	Midwest Tape-ys dvd	\$383.38		
7/31/2023	9132-122	Accounts Payable	Midwest Tape-ys dvd	\$16.98		
			<i>Account Subtotals</i>	\$674.56	\$0.00	
7/31/2023			<i>Account Net Change</i>			\$674.56
7/31/2023			<i>Account Ending Balance</i>			\$674.56
<b>10-5321-20</b>						
<b>Account: 10-5321-20 (DVDs Grab &amp; Go)</b>						
7/1/2023			<i>Account Beginning Balance</i>			\$0.00
7/14/2023	9119-198	Accounts Payable	Midwest Tape-AS DVD	\$122.13		
7/24/2023	9119-193	Accounts Payable	Midwest Tape-AS DVD	\$299.79		
			<i>Account Subtotals</i>	\$421.92	\$0.00	
7/31/2023			<i>Account Net Change</i>			\$421.92
7/31/2023			<i>Account Ending Balance</i>			\$421.92
<b>10-5325-20</b>						
<b>Account: 10-5325-20 (E-DVDs)</b>						
7/1/2023			<i>Account Beginning Balance</i>			\$0.00
7/31/2023	9140-9	Accounts Payable	Midwest Tape-digital media - hoopla	\$3,873.93		
			<i>Account Subtotals</i>	\$3,873.93	\$0.00	
7/31/2023			<i>Account Net Change</i>			\$3,873.93
7/31/2023			<i>Account Ending Balance</i>			\$3,873.93
<b>10-5335-00</b>						
<b>Account: 10-5335-00 (Refund for Materials lost &amp; paid)</b>						
7/1/2023			<i>Account Beginning Balance</i>			\$0.00
7/10/2023	9116-37	Accounts Payable	Highland Park Public-replacement cos	\$14.50		
7/24/2023	9140-7	Accounts Payable	JILLIAN LAUE-replacement refund	\$17.99		
7/31/2023	9140-5	Accounts Payable	ELIZABETH FELICE-replacement re	\$26.00		
			<i>Account Subtotals</i>	\$58.49	\$0.00	
7/31/2023			<i>Account Net Change</i>			\$58.49
7/31/2023			<i>Account Ending Balance</i>			\$58.49
<b>10-5350-20</b>						

# Barrington Public Library District

## Account Distribution

### General Fund

Date	Trans.	Journal	Reference	Debit Amount	Credit Amount	Balance
<b>Account: 10-5350-20 (AV Video Games)</b>						
7/1/2023			<i>Account Beginning Balance</i>			\$0.00
7/24/2023	9119-221	Accounts Payable	Thomas Klise/Crimson-AS VG	\$60.00		
			<i>Account Subtotals</i>	\$60.00	\$0.00	
7/31/2023			<i>Account Net Change</i>			\$60.00
7/31/2023			<i>Account Ending Balance</i>			\$60.00
<b>10-5350-60</b>						
<b>Account: 10-5350-60 (AV Video Games)</b>						
7/1/2023			<i>Account Beginning Balance</i>			\$0.00
7/24/2023	9119-209	Accounts Payable	Thomas Klise/Crimson-YS VG	\$70.00		
7/24/2023	9119-211	Accounts Payable	Thomas Klise/Crimson-YS VG	\$607.13		
7/24/2023	9119-213	Accounts Payable	Thomas Klise/Crimson-YS VG	\$141.31		
7/24/2023	9119-215	Accounts Payable	Thomas Klise/Crimson-YS VG	\$70.00		
7/24/2023	9119-217	Accounts Payable	Thomas Klise/Crimson-YS VG	\$166.24		
7/24/2023	9119-219	Accounts Payable	Thomas Klise/Crimson-YS VG	\$82.17		
7/31/2023	9132-128	Accounts Payable	Thomas Klise/Crimson-ys game	\$165.37		
7/31/2023	9132-130	Accounts Payable	Thomas Klise/Crimson-ys games	\$133.62		
			<i>Account Subtotals</i>	\$1,435.84	\$0.00	
7/31/2023			<i>Account Net Change</i>			\$1,435.84
7/31/2023			<i>Account Ending Balance</i>			\$1,435.84
<b>10-5400-60</b>						
<b>Account: 10-5400-60 (Realia)</b>						
7/1/2023			<i>Account Beginning Balance</i>			\$0.00
7/10/2023	9119-47	Accounts Payable	Amazon Capital Servi-YS GARDEN T	\$93.96		
			<i>Account Subtotals</i>	\$93.96	\$0.00	
7/31/2023			<i>Account Net Change</i>			\$93.96
7/31/2023			<i>Account Ending Balance</i>			\$93.96
<b>10-5500-20</b>						
<b>Account: 10-5500-20 (Electronic information)</b>						
7/1/2023			<i>Account Beginning Balance</i>			\$0.00
7/24/2023	9119-237	Accounts Payable	Gale/Cengage Learnin-gale courses un	\$6,380.20		
7/24/2023	9119-255	Accounts Payable	NewsBank-renewal	\$18,840.50		
7/24/2023	9140-99	Accounts Payable	Morningstar, Inc-renewal	\$7,561.00		
			<i>Account Subtotals</i>	\$32,781.70	\$0.00	
7/31/2023			<i>Account Net Change</i>			\$32,781.70
7/31/2023			<i>Account Ending Balance</i>			\$32,781.70
<b>10-5600-00</b>						
<b>Account: 10-5600-00 (Pilot Programs)</b>						
7/1/2023			<i>Account Beginning Balance</i>			\$0.00
7/10/2023	9116-35	Accounts Payable	Amazon Capital Servi-as garden	\$19.98		
7/24/2023	9119-290	Accounts Payable	First Bankcard-July 2023	\$200.00		
			<i>Account Subtotals</i>	\$219.98	\$0.00	
7/31/2023			<i>Account Net Change</i>			\$219.98
7/31/2023			<i>Account Ending Balance</i>			\$219.98

**Barrington Public Library District**  
**Account Distribution**  
**General Fund**

<u>Date</u>	<u>Trans.</u>	<u>Journal</u>	<u>Reference</u>	<u>Debit Amount</u>	<u>Credit Amount</u>	<u>Balance</u>
<b>10-5610-00</b>						
<b>Account: 10-5610-00 (Library programs)</b>						
7/1/2023			<i>Account Beginning Balance</i>			\$0.00
7/24/2023	9119-285	Accounts Payable	First Bankcard-July 2023	\$675.00		
			<i>Account Subtotals</i>	\$675.00	\$0.00	
7/31/2023			<i>Account Net Change</i>			\$675.00
7/31/2023			<i>Account Ending Balance</i>			\$675.00
<b>10-5610-12</b>						
<b>Account: 10-5610-12 (Library programs)</b>						
7/1/2023			<i>Account Beginning Balance</i>			\$0.00
7/24/2023	9119-288	Accounts Payable	First Bankcard-July 2023	\$670.84		
			<i>Account Subtotals</i>	\$670.84	\$0.00	
7/31/2023			<i>Account Net Change</i>			\$670.84
7/31/2023			<i>Account Ending Balance</i>			\$670.84
<b>10-5610-20</b>						
<b>Account: 10-5610-20 (Library programs)</b>						
7/1/2023			<i>Account Beginning Balance</i>			\$0.00
7/10/2023	9116-55	Accounts Payable	Amazon Capital Servi-as buzzer game	\$215.00		
7/10/2023	9116-57	Accounts Payable	Amazon Capital Servi-as august craft	\$53.97		
7/10/2023	9119-1	Accounts Payable	Amazon Capital Servi-LABELS	\$50.22		
7/14/2023	9116-3	Accounts Payable	Sally Roeckell-cooks with books club 7	\$250.00		
7/24/2023	9119-65	Accounts Payable	Amazon Capital Servi-LABEL RIBBO	\$24.10		
7/24/2023	9119-253	Accounts Payable	Amazon Capital Servi-oct craft	\$64.46		
7/24/2023	9119-257	Accounts Payable	Amazon Capital Servi-as paint	\$168.89		
7/24/2023	Summarized	Accounts Payable		\$658.98		
7/28/2023	9119-301	Accounts Payable	David J. Tuszynski-AUG GAME O R	\$150.00		
7/28/2023	9119-309	Accounts Payable	ELIZABETH C BERG-8/11/23 SADD	\$750.00		
7/31/2023	9132-21	Accounts Payable	Amazon Capital Servi-as beach house c	\$63.96		
7/31/2023	9132-23	Accounts Payable	Amazon Capital Servi-as paint	\$26.47		
7/31/2023	9132-25	Accounts Payable	Amazon Capital Servi-as beach house c	\$27.99		
			<i>Account Subtotals</i>	\$2,504.04	\$0.00	
7/31/2023			<i>Account Net Change</i>			\$2,504.04
7/31/2023			<i>Account Ending Balance</i>			\$2,504.04
<b>10-5610-60</b>						
<b>Account: 10-5610-60 (Library programs)</b>						
7/1/2023			<i>Account Beginning Balance</i>			\$0.00
7/10/2023	9116-13	Accounts Payable	Amazon Capital Servi-ys storytime	\$41.98		
7/10/2023	9119-39	Accounts Payable	Amazon Capital Servi-YS HBD STOR	\$51.96		
7/10/2023	9119-41	Accounts Payable	Amazon Capital Servi-YS GAMES	\$19.99		
7/14/2023	9116-1	Accounts Payable	Timothy S. Bredrup-family concert 7/	\$575.00		
7/14/2023	9116-5	Accounts Payable	The Language Lab-Chinese 7/21, Poli	\$260.00		
7/24/2023	9119-241	Accounts Payable	Amazon Capital Servi-balloons	\$10.99		
7/24/2023	9119-245	Accounts Payable	Amazon Capital Servi-candle making	\$61.26		
7/24/2023	9119-247	Accounts Payable	Amazon Capital Servi-badge holders	\$126.98		
7/24/2023	9119-289	Accounts Payable	First Bankcard-July 2023	\$68.66		
7/28/2023	9119-305	Accounts Payable	Parties with Charact-8/8/23 MOVIE	\$294.00		
			<i>Account Subtotals</i>	\$1,510.82	\$0.00	
7/31/2023			<i>Account Net Change</i>			\$1,510.82

**Barrington Public Library District**  
**Account Distribution**  
 General Fund

<u>Date</u>	<u>Trans.</u>	<u>Journal</u>	<u>Reference</u>	<u>Debit Amount</u>	<u>Credit Amount</u>	<u>Balance</u>
<b>Account: 10-5610-60 (Library programs)</b>						
7/31/2023			<i>Account Ending Balance</i>			<u>\$1,510.82</u>
<b>10-6100-10</b>						
<b>Account: 10-6100-10 (Departmental supplies)</b>						
7/1/2023			<i>Account Beginning Balance</i>			\$0.00
7/24/2023	9119-223	Accounts Payable	Finer Line Engraving-NAME BADGE	\$793.00		
7/24/2023	9119-239	Accounts Payable	American Eagle Packa-mailers	\$269.97		
			<i>Account Subtotals</i>	<u>\$1,062.97</u>	<u>\$0.00</u>	
7/31/2023			<i>Account Net Change</i>			<u>\$1,062.97</u>
7/31/2023			<i>Account Ending Balance</i>			<u>\$1,062.97</u>
<b>10-6100-11</b>						
<b>Account: 10-6100-11 (Departmental supplies)</b>						
7/1/2023			<i>Account Beginning Balance</i>			\$0.00
7/31/2023	9132-19	Accounts Payable	Responsible Electron-recycle electron	\$80.50		
			<i>Account Subtotals</i>	<u>\$80.50</u>	<u>\$0.00</u>	
7/31/2023			<i>Account Net Change</i>			<u>\$80.50</u>
7/31/2023			<i>Account Ending Balance</i>			<u>\$80.50</u>
<b>10-6100-60</b>						
<b>Account: 10-6100-60 (Departmental supplies)</b>						
7/1/2023			<i>Account Beginning Balance</i>			\$0.00
7/25/2023	9132-17	Accounts Payable	Amazon Capital Servi-ys dust pan	\$30.97		
			<i>Account Subtotals</i>	<u>\$30.97</u>	<u>\$0.00</u>	
7/31/2023			<i>Account Net Change</i>			<u>\$30.97</u>
7/31/2023			<i>Account Ending Balance</i>			<u>\$30.97</u>
<b>10-6200-00</b>						
<b>Account: 10-6200-00 (Office supplies)</b>						
7/1/2023			<i>Account Beginning Balance</i>			\$0.00
7/24/2023	9119-53	Accounts Payable	Amazon Capital Servi-OFFICE SUPPL	\$114.95		
			<i>Account Subtotals</i>	<u>\$114.95</u>	<u>\$0.00</u>	
7/31/2023			<i>Account Net Change</i>			<u>\$114.95</u>
7/31/2023			<i>Account Ending Balance</i>			<u>\$114.95</u>
<b>10-6200-10</b>						
<b>Account: 10-6200-10 (Office supplies)</b>						
7/1/2023			<i>Account Beginning Balance</i>			\$0.00
7/24/2023	9119-229	Accounts Payable	Amazon Capital Servi-office supplies	\$102.22		
			<i>Account Subtotals</i>	<u>\$102.22</u>	<u>\$0.00</u>	
7/31/2023			<i>Account Net Change</i>			<u>\$102.22</u>
7/31/2023			<i>Account Ending Balance</i>			<u>\$102.22</u>
<b>10-6300-10</b>						
<b>Account: 10-6300-10 (Postage)</b>						
7/1/2023			<i>Account Beginning Balance</i>			\$0.00

**Barrington Public Library District**  
**Account Distribution**  
**General Fund**

<u>Date</u>	<u>Trans.</u>	<u>Journal</u>	<u>Reference</u>	<u>Debit Amount</u>	<u>Credit Amount</u>	<u>Balance</u>
<b>Account: 10-6300-10 (Postage)</b>						
7/24/2023	9119-276	Accounts Payable	First Bankcard-July 2023	\$2,039.99		
			<i>Account Subtotals</i>	\$2,039.99	\$0.00	
7/31/2023			<i>Account Net Change</i>			\$2,039.99
7/31/2023			<i>Account Ending Balance</i>			<u>\$2,039.99</u>
<b>10-6400-13</b>						
<b>Account: 10-6400-13 (Promotional &amp; display materials)</b>						
7/1/2023			<i>Account Beginning Balance</i>			\$0.00
7/19/2023	9117-1	Accounts Payable	Minuteman Press Barr-Aug/Sept Prog	\$1,150.00		
7/24/2023	9119-235	Accounts Payable	Graphic 14, Incorpor-paper	\$324.14		
7/24/2023	9119-251	Accounts Payable	NPN360-envelopes	\$556.22		
7/24/2023	9119-282	Accounts Payable	First Bankcard-July 2023	\$950.40		
			<i>Account Subtotals</i>	\$2,980.76	\$0.00	
7/31/2023			<i>Account Net Change</i>			\$2,980.76
7/31/2023			<i>Account Ending Balance</i>			<u>\$2,980.76</u>
<b>10-6500-10</b>						
<b>Account: 10-6500-10 (Fees &amp; Service Charges)</b>						
7/1/2023			<i>Account Beginning Balance</i>			\$0.00
7/14/2023	9139-2	Journal Entry	Payroll & Settlement of Taxes	\$1,120.82		
7/18/2023	9120-1	Journal Entry	Barrington Bank Fees	\$255.00		
7/24/2023	9119-59	Accounts Payable	Today's Business Sol-1ST QTR 2023	\$21.72		
7/28/2023	9137-2	Journal Entry	Payroll & Settlement of Taxes	\$996.97		
7/31/2023	9144-3	Journal Entry	Merchant Account Activity	\$187.44		
			<i>Account Subtotals</i>	\$2,581.95	\$0.00	
7/31/2023			<i>Account Net Change</i>			\$2,581.95
7/31/2023			<i>Account Ending Balance</i>			<u>\$2,581.95</u>
<b>10-7500-10</b>						
<b>Account: 10-7500-10 (Security)</b>						
7/1/2023			<i>Account Beginning Balance</i>			\$0.00
7/24/2023	9132-7	Accounts Payable	Johnson Controls Sec-annual service c	\$877.20		
			<i>Account Subtotals</i>	\$877.20	\$0.00	
7/31/2023			<i>Account Net Change</i>			\$877.20
7/31/2023			<i>Account Ending Balance</i>			<u>\$877.20</u>
<b>10-7600-10</b>						
<b>Account: 10-7600-10 (Utilities-electric)</b>						
7/1/2023			<i>Account Beginning Balance</i>			\$0.00
7/10/2023	9116-49	Accounts Payable	MidAmerican Energy C-june services	\$10,738.88		
7/31/2023	9132-132	Accounts Payable	MidAmerican Energy C-July usage	\$11,897.63		
			<i>Account Subtotals</i>	\$22,636.51	\$0.00	
7/31/2023			<i>Account Net Change</i>			\$22,636.51
7/31/2023			<i>Account Ending Balance</i>			<u>\$22,636.51</u>
<b>10-7700-10</b>						
<b>Account: 10-7700-10 (Telephone)</b>						

# Barrington Public Library District

## Account Distribution

### General Fund

Date	Trans.	Journal	Reference	Debit Amount	Credit Amount	Balance
<b>Account: 10-7700-10 (Telephone)</b>						
7/1/2023			<i>Account Beginning Balance</i>			\$0.00
7/10/2023	9116-45	Accounts Payable	AT&T Mobility-june svcs	\$836.98		
7/10/2023	9116-47	Accounts Payable	AT&T-june svc	\$442.46		
7/10/2023	9116-51	Accounts Payable	Technology Managemen-comm svc 05	\$950.00		
7/14/2023	9139-23	Journal Entry	Payroll & Settlement of Taxes	\$105.00		
7/24/2023	9119-297	Accounts Payable	First Bankcard-July 2023	\$532.50		
7/24/2023	9132-1	Accounts Payable	Peerless Network, In-july services	\$459.02		
7/28/2023	9137-25	Journal Entry	Payroll & Settlement of Taxes	\$60.00		
			<i>Account Subtotals</i>	\$3,385.96	\$0.00	
7/31/2023			<i>Account Net Change</i>			\$3,385.96
7/31/2023			<i>Account Ending Balance</i>			\$3,385.96
<b>10-8200-00</b>						
<b>Account: 10-8200-00 (Library Building &amp; Grounds Renovation)</b>						
7/1/2023			<i>Account Beginning Balance</i>			\$0.00
7/10/2023	9116-59	Accounts Payable	Engberg Anderson, In-ADMIN & MAF	\$12,370.22		
			<i>Account Subtotals</i>	\$12,370.22	\$0.00	
7/31/2023			<i>Account Net Change</i>			\$12,370.22
7/31/2023			<i>Account Ending Balance</i>			\$12,370.22
<b>10-8410-11</b>						
<b>Account: 10-8410-11 (Technology Contingency)</b>						
7/1/2023			<i>Account Beginning Balance</i>			\$0.00
7/24/2023	9119-299	Accounts Payable	First Bankcard-July 2023	\$499.00		
			<i>Account Subtotals</i>	\$499.00	\$0.00	
7/31/2023			<i>Account Net Change</i>			\$499.00
7/31/2023			<i>Account Ending Balance</i>			\$499.00
<b>10-8500-11</b>						
<b>Account: 10-8500-11 (Software &amp; Subscriptions)</b>						
7/1/2023			<i>Account Beginning Balance</i>			\$0.00
7/10/2023	9119-23	Accounts Payable	Exclaimer Ltd-ANNUAL SUBSCRIPT	\$1,608.00		
7/24/2023	9119-63	Accounts Payable	Dymaxion Research Lt-SCHEDULE 3	\$2,652.00		
7/24/2023	Summarized	Accounts Payable		\$77.94		
7/31/2023	9132-115	Accounts Payable	IHLS-OCLC-annual fee	\$34,493.10		
7/31/2023	9132-134	Accounts Payable	CDW Government-deep freeze conn	\$6,612.80		
			<i>Account Subtotals</i>	\$45,443.84	\$0.00	
7/31/2023			<i>Account Net Change</i>			\$45,443.84
7/31/2023			<i>Account Ending Balance</i>			\$45,443.84
<b>10-8500-13</b>						
<b>Account: 10-8500-13 (Software &amp; Subscriptions)</b>						
7/1/2023			<i>Account Beginning Balance</i>			\$0.00
7/10/2023	9119-7	Accounts Payable	Patron Point-APR - JUNE SERVICES	\$118.20		
7/10/2023	9119-37	Accounts Payable	Aquent LLC-ANNUAL USER FEES	\$1,202.00		
7/24/2023	9119-280	Accounts Payable	First Bankcard-July 2023	\$79.99		
			<i>Account Subtotals</i>	\$1,400.19	\$0.00	



**Barrington Public Library District**  
**Account Distribution**  
**General Fund**

<u>Date</u>	<u>Trans.</u>	<u>Journal</u>	<u>Reference</u>	<u>Debit Amount</u>	<u>Credit Amount</u>	<u>Balance</u>
<b>Account: 10-8500-13 (Software &amp; Subscriptions)</b>						
7/31/2023			<i>Account Net Change</i>			\$1,400.19
7/31/2023			<i>Account Ending Balance</i>			<u>\$1,400.19</u>
<b>10-9100-00</b>						
<b>Account: 10-9100-00 (Legal fees)</b>						
7/1/2023			<i>Account Beginning Balance</i>			\$0.00
7/24/2023	9119-71	Accounts Payable	Klein, Thorpe and Je-MAY SERVICE	\$405.00		
			<i>Account Subtotals</i>	<u>\$405.00</u>	<u>\$0.00</u>	
7/31/2023			<i>Account Net Change</i>			\$405.00
7/31/2023			<i>Account Ending Balance</i>			<u>\$405.00</u>
<b>10-9110-10</b>						
<b>Account: 10-9110-10 (Legal expenses)</b>						
7/1/2023			<i>Account Beginning Balance</i>			\$0.00
7/24/2023	9119-77	Accounts Payable	Paddock Publications-Daily Herald Te	\$33.75		
			<i>Account Subtotals</i>	<u>\$33.75</u>	<u>\$0.00</u>	
7/31/2023			<i>Account Net Change</i>			\$33.75
7/31/2023			<i>Account Ending Balance</i>			<u>\$33.75</u>
<b>10-9200-00</b>						
<b>Account: 10-9200-00 (Consultant fees)</b>						
7/1/2023			<i>Account Beginning Balance</i>			\$0.00
7/10/2023	9116-61	Accounts Payable	Marous & Company-DRAFT REPOR	\$4,500.00		
7/10/2023	9116-63	Accounts Payable	Lauterbach & Amen, L-JUNE SERVIC	\$8,700.00		
7/24/2023	9119-51	Accounts Payable	Meristem Advisors LL-BUDGET ANA	\$1,127.50		
7/24/2023	9119-61	Accounts Payable	Marous & Company-APPRAISAL	\$6,000.00		
7/24/2023	9119-243	Accounts Payable	Cheryl Riendeau-june consulting	\$1,406.25		
			<i>Account Subtotals</i>	<u>\$21,733.75</u>	<u>\$0.00</u>	
7/31/2023			<i>Account Net Change</i>			\$21,733.75
7/31/2023			<i>Account Ending Balance</i>			<u>\$21,733.75</u>
<b>10-9200-11</b>						
<b>Account: 10-9200-11 (Consultant fees)</b>						
7/1/2023			<i>Account Beginning Balance</i>			\$0.00
7/10/2023	9119-21	Accounts Payable	Virtek-JULY SERVICES	\$4,235.00		
			<i>Account Subtotals</i>	<u>\$4,235.00</u>	<u>\$0.00</u>	
7/31/2023			<i>Account Net Change</i>			\$4,235.00
7/31/2023			<i>Account Ending Balance</i>			<u>\$4,235.00</u>
7/1/2023					<i>Fund Beginning Balance</i>	\$0.00
7/31/2023					<i>Fund Net Change</i>	\$468,841.92
7/31/2023					<i>Fund Ending Balance</i>	<u>\$468,841.92</u>
7/1/2023					<i>Grand Total Beginning Balance</i>	\$0.00
7/31/2023					<i>Grand Total Net Change</i>	\$468,841.92
7/31/2023					<i>Grand Total Ending Balance</i>	<u>\$468,841.92</u>

# Barrington Public Library District

## Account Distribution

### Other Funds

Date	Trans.	Journal	Reference	Debit Amount	Credit Amount	Balance
<b>35-4100-00</b>						
<b>Account: 35-4100-00 (FICA employer)</b>						
7/1/2023			<i>Account Beginning Balance</i>			\$0.00
7/14/2023	9139-28	Journal Entry	Payroll & Settlement of Taxes	\$8,760.37		
7/28/2023	9137-30	Journal Entry	Payroll & Settlement of Taxes	\$7,869.43		
			<i>Account Subtotals</i>	\$16,629.80	\$0.00	
7/31/2023			<i>Account Net Change</i>			\$16,629.80
7/31/2023			<i>Account Ending Balance</i>			\$16,629.80
<b>35-4200-00</b>						
<b>Account: 35-4200-00 (Medicare employer)</b>						
7/1/2023			<i>Account Beginning Balance</i>			\$0.00
7/14/2023	9139-29	Journal Entry	Payroll & Settlement of Taxes	\$2,048.76		
7/28/2023	9137-31	Journal Entry	Payroll & Settlement of Taxes	\$1,840.44		
			<i>Account Subtotals</i>	\$3,889.20	\$0.00	
7/31/2023			<i>Account Net Change</i>			\$3,889.20
7/31/2023			<i>Account Ending Balance</i>			\$3,889.20
7/1/2023					<i>Fund Beginning Balance</i>	\$0.00
7/31/2023					<i>Fund Net Change</i>	\$20,519.00
7/31/2023					<i>Fund Ending Balance</i>	\$20,519.00
<b>60-7400-10</b>						
<b>Account: 60-7400-10 (Business Insurance)</b>						
7/1/2023			<i>Account Beginning Balance</i>			\$0.00
7/24/2023	9119-298	Accounts Payable	Arthur J. Gallagher -PUBLIC OFFICIA	\$3,792.00		
			<i>Account Subtotals</i>	\$3,792.00	\$0.00	
7/31/2023			<i>Account Net Change</i>			\$3,792.00
7/31/2023			<i>Account Ending Balance</i>			\$3,792.00
7/1/2023					<i>Fund Beginning Balance</i>	\$0.00
7/31/2023					<i>Fund Net Change</i>	\$3,792.00
7/31/2023					<i>Fund Ending Balance</i>	\$3,792.00
<b>70-7620-10</b>						
<b>Account: 70-7620-10 (Utilities-water, sewer)</b>						
7/1/2023			<i>Account Beginning Balance</i>			\$0.00
7/24/2023	9119-73	Accounts Payable	Village of Barrington-MAY WATER	\$906.76		
			<i>Account Subtotals</i>	\$906.76	\$0.00	
7/31/2023			<i>Account Net Change</i>			\$906.76
7/31/2023			<i>Account Ending Balance</i>			\$906.76
<b>70-7630-10</b>						
<b>Account: 70-7630-10 (Utilities-Garbage)</b>						
7/1/2023			<i>Account Beginning Balance</i>			\$0.00
7/7/2023	9119-269	Accounts Payable	Groot Inc-july	\$363.70		

# Barrington Public Library District

## Account Distribution

### Other Funds

Date	Trans.	Journal	Reference	Debit Amount	Credit Amount	Balance
<b>Account: 70-7630-10 (Utilities-Garbage)</b>						
			<i>Account Subtotals</i>	\$363.70	\$0.00	
7/31/2023			<i>Account Net Change</i>			\$363.70
7/31/2023			<i>Account Ending Balance</i>			<u>\$363.70</u>
<b>70-7810-30</b>						
<b>Account: 70-7810-30 (Building maintenance &amp; repair)</b>						
7/1/2023			<i>Account Beginning Balance</i>			\$0.00
7/10/2023	9116-15	Accounts Payable	Complete Cleaning Co-porter week of t	\$1,440.00		
7/10/2023	9116-19	Accounts Payable	Complete Cleaning Co-porter week of :	\$1,440.00		
7/10/2023	9116-27	Accounts Payable	AQUALAB Water Treatm-water tre	\$167.30		
7/10/2023	9116-31	Accounts Payable	Contech MSI Co-annual fire alarm in	\$1,975.00		
7/10/2023	9119-13	Accounts Payable	Complete Cleaning Co-week of 6/26/	\$1,440.00		
7/10/2023	9119-17	Accounts Payable	TK Elevator Corporat-LABOR REPAI	\$538.00		
7/10/2023	9119-29	Accounts Payable	AQUALAB Water Treatm-july trea	\$175.00		
7/14/2023	9119-83	Accounts Payable	Village of Barrington-ELEVATOR INSI	\$60.00		
7/24/2023	9119-25	Accounts Payable	GOLDMORE MECHANICAL -spring	\$5,733.00		
7/24/2023	9119-67	Accounts Payable	Cintas-MATS	\$37.42		
7/24/2023	9119-87	Accounts Payable	TK Elevator Corporat-MONITORING	\$111.77		
7/24/2023	9119-91	Accounts Payable	Orkin Pest Control-MONTHLY SERIV	\$171.99		
7/24/2023	9119-259	Accounts Payable	Complete Cleaning Co-August Clean	\$5,740.00		
7/31/2023	9132-9	Accounts Payable	Complete Cleaning Co-porter week of '	\$288.00		
7/31/2023	9132-13	Accounts Payable	Complete Cleaning Co-porter 7/17/23	\$162.00		
7/31/2023	9132-140	Accounts Payable	Complete Cleaning Co-porter week of t	\$1,440.00		
7/31/2023	9132-144	Accounts Payable	TK Elevator Corporat-aug - oct service	\$751.52		
7/31/2023	9132-152	Accounts Payable	Cintas-mats	\$37.42		
			<i>Account Subtotals</i>	\$21,708.42	\$0.00	
7/31/2023			<i>Account Net Change</i>			\$21,708.42
7/31/2023			<i>Account Ending Balance</i>			<u>\$21,708.42</u>
<b>70-7811-30</b>						
<b>Account: 70-7811-30 (Bldg maintenance supplies)</b>						
7/1/2023			<i>Account Beginning Balance</i>			\$0.00
7/10/2023	9116-7	Accounts Payable	Ace Hardware-Barring-water softener s	\$236.80		
7/10/2023	9119-33	Accounts Payable	Case Lots Inc-urinal screens & windex	\$241.40		
7/10/2023	9119-43	Accounts Payable	Idlewood Electric Su-FLU BALLAST	\$55.84		
7/10/2023	9119-55	Accounts Payable	Idlewood Electric Su-FLU BALLAST	\$111.68		
7/10/2023	9119-265	Accounts Payable	Case Lots Inc-bathroom cleaner	\$599.40		
7/24/2023	9119-231	Accounts Payable	Idlewood Electric Su-ballast	\$80.61		
			<i>Account Subtotals</i>	\$1,325.73	\$0.00	
7/31/2023			<i>Account Net Change</i>			\$1,325.73
7/31/2023			<i>Account Ending Balance</i>			<u>\$1,325.73</u>
<b>70-7812-30</b>						
<b>Account: 70-7812-30 (Repair Contingency)</b>						
7/1/2023			<i>Account Beginning Balance</i>			\$0.00
7/31/2023	9132-108	Accounts Payable	Michael Stagg-treated steel - mold	\$2,260.00		
			<i>Account Subtotals</i>	\$2,260.00	\$0.00	
7/31/2023			<i>Account Net Change</i>			\$2,260.00
7/31/2023			<i>Account Ending Balance</i>			<u>\$2,260.00</u>
<b>70-7820-10</b>						

# Barrington Public Library District

## Account Distribution

### Other Funds

Date	Trans.	Journal	Reference	Debit Amount	Credit Amount	Balance
<b>Account: 70-7820-10 (Equipment maintenance)</b>						
7/1/2023			<i>Account Beginning Balance</i>			\$0.00
7/10/2023	9119-3	Accounts Payable	Marco Technologies L-JULY SERVICE	\$255.51		
7/24/2023	9132-3	Accounts Payable	Genesis Technologies-copiers	\$1,320.13		
			<i>Account Subtotals</i>	\$1,575.64	\$0.00	
7/31/2023			<i>Account Net Change</i>			\$1,575.64
7/31/2023			<i>Account Ending Balance</i>			\$1,575.64
<b>70-7830-30</b>						
<b>Account: 70-7830-30 (Traffic light)</b>						
7/1/2023			<i>Account Beginning Balance</i>			\$0.00
7/24/2023	9119-79	Accounts Payable	State Treasurer-TRAFFIC LIGHT AP	\$1,543.71		
			<i>Account Subtotals</i>	\$1,543.71	\$0.00	
7/31/2023			<i>Account Net Change</i>			\$1,543.71
7/31/2023			<i>Account Ending Balance</i>			\$1,543.71
<b>70-7840-30</b>						
<b>Account: 70-7840-30 (Site maintenance)</b>						
7/1/2023			<i>Account Beginning Balance</i>			\$0.00
7/10/2023	9119-9	Accounts Payable	Doering Landscape Co-july landscapi	\$1,850.00		
			<i>Account Subtotals</i>	\$1,850.00	\$0.00	
7/31/2023			<i>Account Net Change</i>			\$1,850.00
7/31/2023			<i>Account Ending Balance</i>			\$1,850.00
<b>70-7870-40</b>						
<b>Account: 70-7870-40 (Vehicle operation &amp; maintenance)</b>						
7/1/2023			<i>Account Beginning Balance</i>			\$0.00
7/10/2023	9116-39	Accounts Payable	ExxonMobil-june fuel	\$442.04		
7/19/2023	9119-306	Accounts Payable	Wickstrom-tire patch	\$50.00		
7/31/2023	9132-136	Accounts Payable	ExxonMobil-july fuel	\$332.01		
			<i>Account Subtotals</i>	\$824.05	\$0.00	
7/31/2023			<i>Account Net Change</i>			\$824.05
7/31/2023			<i>Account Ending Balance</i>			\$824.05
7/1/2023					<i>Fund Beginning Balance</i>	\$0.00
7/31/2023					<i>Fund Net Change</i>	\$32,358.01
7/31/2023					<i>Fund Ending Balance</i>	\$32,358.01
<b>90-5610-60</b>						
<b>Account: 90-5610-60 (Library programs)</b>						
7/1/2023			<i>Account Beginning Balance</i>			\$0.00
7/14/2023	9119-137	Accounts Payable	Ingram Library Servi-YS PRIZE	\$71.89		
7/24/2023	9119-95	Accounts Payable	Baker & Taylor Books-YS PRIZE	\$90.65		
7/24/2023	9119-105	Accounts Payable	Baker & Taylor Books-YS PRIZE - BC	\$253.12		
7/24/2023	9119-112	Accounts Payable	Baker & Taylor Books-YS PRIZE	\$16.02		
7/24/2023	9119-129	Accounts Payable	Baker & Taylor Books-YS PRIZE	\$4.81		
7/24/2023	9119-141	Accounts Payable	Ingram Library Servi-YS PRIZE	\$141.66		
7/24/2023	9119-173	Accounts Payable	Ingram Library Servi-YS PRIZE	\$79.97		
7/24/2023	9119-291	Accounts Payable	First Bankcard-July 2023	\$180.00		

# Barrington Public Library District

## Account Distribution

### Other Funds

Date	Trans.	Journal	Reference	Debit Amount	Credit Amount	Balance
<b>Account: 90-5610-60 (Library programs)</b>						
7/24/2023	9132-50	Accounts Payable	Baker & Taylor Books-ys prizes	\$502.77		
7/31/2023	9132-43	Accounts Payable	Baker & Taylor Books-ys prizes	\$53.38		
7/31/2023	9132-68	Accounts Payable	Baker & Taylor Books-ys prizes	\$40.21		
			<i>Account Subtotals</i>	\$1,434.48	\$0.00	
7/31/2023			<i>Account Net Change</i>			\$1,434.48
7/31/2023			<i>Account Ending Balance</i>			\$1,434.48
7/1/2023					<i>Fund Beginning Balance</i>	\$0.00
7/31/2023					<i>Fund Net Change</i>	\$1,434.48
7/31/2023					<i>Fund Ending Balance</i>	\$1,434.48
7/1/2023					<i>Grand Total Beginning Balance</i>	\$0.00
7/31/2023					<i>Grand Total Net Change</i>	\$58,103.49
7/31/2023					<i>Grand Total Ending Balance</i>	\$58,103.49

# Barrington Public Library District

## Bank Register Report - Operational Checking-Barrington Bank

July 31, 2023

Transaction Number	Transaction Type	Transaction Date	Reference	Payments	Post Date	Status
1168	Bank Draft	07/10/2023	WEX Bank	\$442.04	07/10/2023	Cleared
1169	Bank Draft	07/17/2023	First Bankcard	\$7,784.19	07/17/2023	Outstanding
1170	Bank Draft	07/24/2023	Nationwide Retirement Solutions	\$2,005.00	07/24/2023	Cleared
1171	Bank Draft	07/23/2023	WEX Bank	\$332.01	07/23/2023	Outstanding
12170	Computer Check	07/14/2023	A H Office Coffee Services	\$273.30	07/14/2023	Cleared
12171	Computer Check	07/14/2023	Ace Hardware-Barrington	\$236.80	07/14/2023	Cleared
12172	Computer Check	07/14/2023	Amazon Capital Services	\$330.93	07/14/2023	Cleared
12173	Computer Check	07/14/2023	AQUALAB Water Treatment	\$167.30	07/14/2023	Cleared
12174	Computer Check	07/14/2023	AT&T	\$442.46	07/14/2023	Cleared
12175	Computer Check	07/14/2023	AT&T Mobility	\$836.98	07/14/2023	Cleared
12176	Computer Check	07/14/2023	Timothy S. Bredrup	\$575.00	07/14/2023	Cleared
12177	Computer Check	07/14/2023	Complete Cleaning Company	\$2,880.00	07/14/2023	Cleared
12178	Computer Check	07/14/2023	Contech MSI Co	\$1,975.00	07/14/2023	Cleared
12179	Computer Check	07/14/2023	Engberg Anderson, Inc.	\$12,370.22	07/14/2023	Cleared
12180	Computer Check	07/14/2023	Global Knowledge Training LLC	\$3,221.50	07/14/2023	Cleared
12181	Computer Check	07/14/2023	Highland Park Public Library	\$14.50	07/14/2023	Outstanding
12182	Computer Check	07/14/2023	Lauterbach & Amen, LLP	\$8,700.00	07/14/2023	Cleared
12183	Computer Check	07/14/2023	Marous & Company	\$4,500.00	07/14/2023	Outstanding
12184	Computer Check	07/14/2023	Medcor	\$3,952.00	07/14/2023	Cleared
12185	Computer Check	07/14/2023	MidAmerican Energy Company	\$10,738.88	07/14/2023	Cleared
12186	Computer Check	07/14/2023	Midwest Tape	\$4,117.47	07/14/2023	Cleared
12187	Computer Check	07/14/2023	Sally Roeckell	\$250.00	07/14/2023	Cleared
12188	Computer Check	07/14/2023	Technology Management Rev Fund	\$950.00	07/14/2023	Cleared
12189	Computer Check	07/14/2023	The Language Lab	\$260.00	07/14/2023	Cleared
12190	Computer Check	07/19/2023	Minuteman Press Barrington	\$1,150.00	07/19/2023	Outstanding
12191	Computer Check	07/28/2023	A H Office Coffee Services	\$30.00	07/28/2023	Outstanding
12192	Computer Check	07/28/2023	Amazon Capital Services	\$924.97	07/28/2023	Outstanding
12193	Computer Check	07/28/2023	American Eagle Packaging Corp.	\$269.97	07/28/2023	Outstanding
12194	Computer Check	07/28/2023	AQUALAB Water Treatment	\$175.00	07/28/2023	Outstanding
12195	Computer Check	07/28/2023	Aquent LLC	\$1,202.00	07/28/2023	Outstanding
12196	Computer Check	07/28/2023	Arthur J. Gallagher Risk Managment Services, Inc.	\$3,792.00	07/28/2023	Outstanding
12197	Computer Check	07/28/2023	Baker & Taylor Books	\$2,996.47	07/28/2023	Outstanding
12198	Computer Check	07/28/2023	Case Lots Inc	\$840.80	07/28/2023	Outstanding
12199	Computer Check	07/28/2023	Cheryl Riendeau	\$1,406.25	07/28/2023	Outstanding
12200	Computer Check	07/28/2023	Children's Plus Inc	\$35.44	07/28/2023	Outstanding
12201	Computer Check	07/28/2023	CRYSTAL SIMONSEN	\$14.40	07/28/2023	Outstanding
12202	Computer Check	07/28/2023	Cintas	\$37.42	07/28/2023	Outstanding
12203	Computer Check	07/28/2023	Complete Cleaning Company	\$7,180.00	07/28/2023	Outstanding
12204	Computer Check	07/28/2023	David J. Tuszynski	\$150.00	07/28/2023	Outstanding
12205	Computer Check	07/28/2023	Doering Landscape Company	\$1,850.00	07/28/2023	Outstanding
12206	Computer Check	07/28/2023	Dymaxion Research Ltd	\$2,652.00	07/28/2023	Outstanding
12207	Computer Check	07/28/2023	LIZ BERG MUSIC LLC	\$750.00	07/28/2023	Outstanding
12208	Computer Check	07/28/2023	Exclaimer Ltd	\$1,608.00	07/28/2023	Outstanding
12209	Computer Check	07/28/2023	Finer Line Engraving Shoppe	\$793.00	07/28/2023	Outstanding
12210	Computer Check	07/28/2023	Gale/Cengage Learning	\$6,380.20	07/28/2023	Outstanding
12211	Computer Check	07/28/2023	GOLDMORE MECHANICAL LLC	\$5,733.00	07/28/2023	Outstanding
12212	Computer Check	07/28/2023	Graphic 14, Incorporated	\$324.14	07/28/2023	Outstanding
12213	Computer Check	07/28/2023	Groot Inc	\$363.70	07/28/2023	Outstanding
12214	Computer Check	07/28/2023	HR Source	\$150.00	07/28/2023	Outstanding
12215	Computer Check	07/28/2023	Idlewood Electric Supply, Inc	\$248.13	07/28/2023	Outstanding
12216	Computer Check	07/28/2023	Ingram Library Services	\$4,772.85	07/28/2023	Outstanding
12217	Computer Check	07/28/2023	Klein, Thorpe and Jenkins, Ltd.	\$405.00	07/28/2023	Outstanding
12218	Computer Check	07/28/2023	Marco Technologies LLC	\$255.51	07/28/2023	Outstanding
12219	Computer Check	07/28/2023	Marous & Company	\$6,000.00	07/28/2023	Outstanding
12220	Computer Check	07/28/2023	James N. Rachlin	\$1,127.50	07/28/2023	Outstanding
12221	Computer Check	07/28/2023	Midwest Tape	\$2,367.46	07/28/2023	Outstanding
12222	Computer Check	07/28/2023	NewsBank	\$18,840.50	07/28/2023	Outstanding
12223	Computer Check	07/28/2023	NPN360	\$556.22	07/28/2023	Outstanding
12224	Computer Check	07/28/2023	Orkin Pest Control	\$171.99	07/28/2023	Outstanding
12225	Computer Check	07/28/2023	Paddock Publications, Inc	\$33.75	07/28/2023	Outstanding
12226	Computer Check	07/28/2023	Jessica McClure	\$294.00	07/28/2023	Voided
12227	Computer Check	07/28/2023	Patron Point	\$118.20	07/28/2023	Outstanding

12228	Computer Check	07/28/2023	Pioneer Press	\$84.72	07/28/2023	Outstanding
12229	Computer Check	07/28/2023	Playaway Products, LLC	\$757.96	07/28/2023	Outstanding
12230	Computer Check	07/28/2023	State Treasurer	\$1,543.71	07/28/2023	Outstanding
12231	Computer Check	07/28/2023	Thomas Klise/Crimson Multimedia	\$1,196.85	07/28/2023	Outstanding
12232	Computer Check	07/28/2023	TK Elevator Corporation	\$649.77	07/28/2023	Outstanding
12233	Computer Check	07/28/2023	Today's Business Solutions, Inc.	\$21.72	07/28/2023	Outstanding
12234	Computer Check	07/28/2023	Village of Barrington	\$906.76	07/28/2023	Outstanding
12235	Computer Check	07/28/2023	Village of Barrington	\$60.00	07/28/2023	Outstanding
12236	Computer Check	07/28/2023	Virtek	\$4,235.00	07/28/2023	Outstanding
12237	Computer Check	07/28/2023	Wickstrom	\$50.00	07/28/2023	Outstanding

**Total Check, Bank Draft, and One-Time Checks - July 2023**

**\$152,861.94**

**Barrington Public Library District  
Encumbrances  
July 1, 2023**

**Materials**

Library Materials Expenditures at 07/31/2023 per Expenditures Report	81,678.36
Encumbered Materials - 07/31/2023	42,473.28
Encumbered e-Materials - 07/31/2023	53,910.08
Total	<u>178,061.72</u>
Library Materials Working Budget	<u>890,122.12</u>
Estimated % to Budget	<u><u>20.00%</u></u>

**Programs**

Library Program Expenditures at 07/31/2023 per Expenditures Report	8,587.84
Encumbered Programs - 07/31/2023	-
Total	<u>8,587.84</u>
Library Programs Working Budget	<u>87,350.00</u>
Estimated % to Budget	<u><u>9.83%</u></u>





Schwab One® Account of  
BARRINGTON PUBLIC LIBRARY  
DISTRICT

Account Number  
9383-4772

Statement Period  
July 1-31, 2023

Need help reading this statement?  
Visit [www.schwab.com/StatementUserGuide](http://www.schwab.com/StatementUserGuide) for more information.

**Your Independent Investment Manager and/or Advisor**

SFAM LLC  
589 S YORK ST  
ELMHURST IL 60126-4463  
1 (630) 941-8560

*The custodian of your brokerage account is: Charles Schwab & Co., Inc.*

<b>Table of Contents</b>	<b>Page</b>
Terms and Conditions.....	2
Change in Account Value.....	3
Asset Composition.....	3
Gain or (Loss) Summary.....	4
Income Summary.....	4
Cash Transactions Summary.....	5
Realized Gain or (Loss).....	20
Transaction Detail.....	20
Money Market Fund (Sweep) Detail.....	22
Endnotes For Your Account.....	22

BARRINGTON PUBLIC LIBRARY  
DISTRICT  
505 N NORTHWEST HWY  
BARRINGTON IL 60010-3354

**SAWYER FAUDUTO**  
ASSET MANAGEMENT, LLC

Your Independent Investment Advisor is not affiliated with or an agent of Schwab and Schwab does not supervise or endorse your Advisor.

## Terms and Conditions

### GENERAL INFORMATION AND KEY TERMS:

This Account statement is furnished solely by Charles Schwab & Co., Inc. ("Schwab") for your Account at Schwab ("Account"). Unless otherwise defined herein, capitalized terms have the same meanings as in your Account Agreement. If you receive any other communication from any source other than Schwab which purports to represent you, you should verify its content with this statement.

**AIP (Automatic Investment Plan) Customers:** Schwab receives remuneration in connection with certain transactions effected through Schwab. If you participate in a systematic investment program through Schwab, the additional information normally detailed on a trade confirmation will be provided upon request.

**Average Daily Balance:** Average daily composite of all cash balances that earn interest and all loans from Schwab that are charged interest.

**Bank Sweep and Bank Sweep for Benefit Plans Features:** Schwab acts as your agent and custodian in establishing and maintaining your Deposit Account(s) as a feature of your brokerage account(s). Deposit accounts held through bank sweep features constitute direct obligations of one of more FDIC insured banks ("Affiliated Banks") that are affiliated with Schwab and are not obligations of Schwab. Funds swept to Affiliated Banks are eligible for deposit insurance from the FDIC up to the applicable limits for each bank for funds held in the same insurable capacity.

The balance in the Deposit Accounts can be withdrawn on your order and the proceeds returned to your brokerage account or remitted to you as provided in your Account Agreement. For information on FDIC insurance and its limits, as well as other important disclosures about the bank sweep feature(s) in your account, please refer to the Cash Features Disclosure Statement available online or from a Schwab representative.

**Cash:** Any Free Credit Balance owed by us to you payable upon demand which, although accounted for on our books of record, is not segregated and may be used in the conduct of this firm's business.

**Dividend Reinvestment Customers:** Dividend reinvestment transactions were effected by Schwab acting as a principal for its own account, except for the reinvestment of Schwab dividends, for which an independent broker-dealer acted as the buying agent. Further information on these transactions will be furnished upon written request.

**Interest:** For the Schwab One Interest, Bank Sweep, and Bank Sweep for Benefit Plans features, interest is paid for a period that may differ from the Statement Period. Balances include interest paid as indicated on your statement by Schwab or one or more of its Affiliated Banks. These balances do not include interest that may have accrued during the Statement Period after interest is paid. The interest paid may include interest that accrued in the prior Statement Period. For the Schwab One Interest feature, interest accrues daily from the second-to-last business day of the prior month and is posted on the second-to-last business day of the current month. For the bank sweep feature(s), interest accrues daily from the 16th day of the prior month and is credited/posted on the first business day after the 15th of the current month.

If, on any given day, the interest that Schwab calculates for the Free Credit Balances in the Schwab One Interest feature in your brokerage account is less than \$,005, you will not accrue any interest on that day. For balances held at banks affiliated with Schwab in the Bank Sweep and Bank Sweep for Benefit Plans features, interest will accrue even if the amount is less than \$,005.

**Margin Account Customers:** This is a combined statement of your margin account and special memorandum account maintained for you under Section 220.5 of Regulation T issued by the Board of Governors of the Federal Reserve System. The permanent record of the separate account as required by Regulation T is available for your inspection.

Securities purchased on margin are Schwab's collateral for the loan to you. It is important that you fully understand the risks involved in trading securities on margin. These risks include:

- You can lose more funds than you deposit in the margin account.
- Schwab can force the sale of securities or other assets in any of your account(s) to maintain the required account equity without contacting you.
- You are not entitled to choose which assets are liquidated nor are you entitled to an extension of time on a margin call.
- Schwab can increase both its "house" maintenance margin requirements and the maintenance margin requirements for your Account at any time without advance written notice to you.

**Market Price:** The most recent price evaluation available to Schwab on the last business day of the report period, normally the last trade price or bid as of market close. Unpriced securities denote that no market evaluation update is currently available. Price evaluations are obtained from outside parties. Schwab shall have no responsibility for the accuracy or timeliness of any such valuations. Assets Not Held at Schwab Are not held in your Account or covered by the Account's SIPC account protection and are not otherwise in Schwab's custody and are being provided as a courtesy to you. Information on Assets Not Held at Schwab, including but not limited to valuations, is reported solely based on information you provide to Schwab. Schwab can neither validate nor certify the existence of Assets Not Held at Schwab or the accuracy, completeness or timeliness of the information about Assets Not Held at Schwab, whether provided by you or otherwise. Descriptions of Assets Not Held at Schwab may be abbreviated or truncated. Some securities, especially thinly traded equities in the OTC market or foreign markets, may not report the most current price and are indicated as State Priced. Certain Limited Partnership (direct participation programs) and unlisted Real Estate Investment Trust (REIT) securities, for which you may see a value on your monthly Account statement that reflects the issuer's appraised estimated value, are not listed on a national securities exchange, and are generally illiquid. Even if you are able to sell such securities, the price received may be less than the per share appraised estimated value provided in the account statement.

**Market Value:** The Market Value is computed by multiplying the Market Price by the Quantity of Shares. This is the dollar value of your present holdings in your specified Schwab Account or a summary of the Market Value summed over multiple accounts.

**Non-Publicly Traded Securities:** All assets shown on this statement, other than certain direct investments which may be held by a third party, are held in your Account. Values of certain Non-Publicly Traded Securities may be furnished by a third party as provided by Schwab's Account Agreement. Schwab shall have no responsibility for the accuracy or timeliness of such valuations. The Securities Investor Protection Corporation (SIPC) does not cover many limited partnership interests.

**Schwab Sweep Money Funds:** Includes the primary money market funds into which Free Credit Balances may be automatically invested pursuant to your Account Agreement. Schwab or an affiliate acts and shares compensation as the Investment Advisor, Shareholder Service Agent and Distributor for the Schwab Sweep Money Funds. The amount of such compensation is disclosed in the prospectus. The yield information for Schwab Sweep Money Funds is the current 7-day yield as of the statement period. Yields vary. If on any given day, the accrued daily dividend for your selected sweep money fund as calculated for your account is less than 1/2 of 1 cent (\$0.005), your account will not earn a dividend for that day. In addition, if you do not accrue at least 1 daily dividend of \$0.01 during a pay period, you will not receive a money market dividend for that period. Schwab and the Schwab Sweep Money Funds investment advisor may be voluntarily reducing a portion of a Schwab Sweep Money Fund's expenses. Without these reductions, yields would have been lower.

**Securities Products and Services:** Securities products and services are offered by Charles Schwab & Co., Inc., Member SIPC. Securities products and services, including unswept intraday funds and net credit balances held in brokerage accounts are not deposits or other obligations of, or guaranteed by, any bank, are not FDIC insured, and are subject to investment risk and may lose value. SIPC does not cover balances held at banks affiliated with Schwab in the Bank Sweep and Bank Sweep for Benefit Plans features. Please see your Cash Feature Disclosure Statement for more information on insurance coverage. Yield to Maturity: This is the actual average annual return on a note if held to maturity.

Gain (or Loss): Unrealized Gain (or Loss) and Realized Gain (or Loss) sections ("Gain/Loss Section(s)") contain a gain or a loss summary of your Account. This information has been provided on this statement at the request of your Advisor, if applicable. This information is not a solicitation or a recommendation to buy or sell. Schwab does not provide tax advice and encourages you to consult with your tax professional. Please view the Cost Basis Disclosure Statement for additional information on how gain (or loss) is calculated and how Schwab reports adjusted cost basis information to the IRS.

**Accrued Income:** Accrued income is the sum of the total accrued interest and/or accrued dividends on positions held in your Account, but the interest and/or dividends have not been received into your account. Schwab makes no representation that the amounts shown (or any other amount) will be received. Accrued amounts are not covered by SIPC account protection until actually received and held in the Account.

**IN CASE OF ERRORS OR DISCREPANCIES:** If you find an error or discrepancy relating to your brokerage activity (other than an electronic fund transfer) you must notify us promptly, but no later than 10 days after this statement is sent or made available to you. If this statement shows that we have mailed or delivered security certificate(s) that you have not received, notify Schwab immediately. You may call us at 800-435-4000. (Outside the U.S., call +1-415-667-8400.) If you're a client of an independent investment advisor, call us at 800-515-2157. Any oral communications should be re-confirmed in writing to further protect your rights, including rights under the Securities Investor Protection Act (SIPA). If you do not so notify us, you agree that the statement activity and Account balance are correct for all purposes with respect to those brokerage transactions.

**IN CASE OF COMPLAINTS:** If you have a complaint regarding your Schwab statement, products or services, please write to the Client Advocacy Team at Charles Schwab & Co., Inc., Attention: Client Advocacy Team, 211 Main St., San Francisco, CA 94105, USA, or call Schwab Signature Alliance at 800-515-2157.

**Address Changes:** If you fail to notify Schwab in writing of any change of address or phone number, you may not receive important notifications about your Account, and trading or other restrictions might be placed on your Account.

**Additional Information:** We are required by law to report to the Internal Revenue Service adjusted cost basis information (if applicable), certain payments to you and credits to your Account during the calendar year. Retain this statement for income tax purposes. A financial statement for your inspection is available at Schwab's offices or a copy will be mailed to you upon written request. Any third party trademarks appearing herein are the property of their respective owners. Schwab and Charles Schwab Bank are affiliates of each other and subsidiaries of the Charles Schwab Corporation.

© 2023 Charles Schwab & Co., Inc. ("Schwab"). All rights reserved.  
**Member SIPC.**

(8822-20U1)



Schwab One® Account of  
**BARRINGTON PUBLIC LIBRARY  
 DISTRICT**

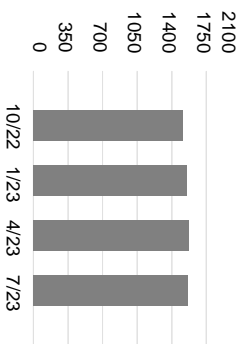
Account Number  
**9383-4772**

Statement Period  
**July 1-31, 2023**

**Account Value as of 07/31/2023: \$ 1,567,864.41**

**Change in Account Value**

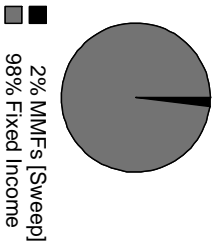
	This Period	Year to Date
<b>Starting Value</b>	<b>\$ 1,564,600.14</b>	<b>\$ 1,539,335.26</b>
Credits	1,477.35	12,604.93
Debits	(393.00)	(1,263.75)
Transfer of Securities (In/Out)	0.00	0.00
Income Reinvested	(37.13)	(268.08)
Change in Value of Investments	2,217.05	17,456.05
<b>Ending Value on 07/31/2023</b>	<b>\$ 1,567,864.41</b>	<b>\$ 1,567,864.41</b>
Accrued Income <sup>d</sup>	7,064.17	
<b>Ending Value with Accrued Income <sup>d</sup></b>	<b>\$ 1,574,928.58</b>	
<b>Total Change in Account Value</b>	<b>\$ 3,264.27</b>	<b>\$ 28,529.15</b>
<b>Total Change with Accrued Income <sup>d</sup></b>	<b>\$ 10,328.44</b>	



**Asset Composition**

	Market Value	% of Account Assets
Money Market Funds [Sweep]	\$ 36,172.60	2%
Fixed Income	1,531,691.81	98%
<b>Total Assets Long</b>	<b>\$ 1,567,864.41</b>	
<b>Total Account Value</b>	<b>\$ 1,567,864.41</b>	<b>100%</b>

**Overview**



**SAWYER FAUDUTO  
 ASSET MANAGEMENT, LLC**

Your Independent Investment Advisor is not affiliated with or an agent of Schwab and Schwab does not supervise or endorse your Advisor.



Schwab One® Account of  
**BARRINGTON PUBLIC LIBRARY  
 DISTRICT**

Account Number  
**9383-4772**

Statement Period  
**July 1-31, 2023**

**Gain or (Loss) Summary**

All Investments	Realized Gain or (Loss) This Period		Unrealized Gain or (Loss)
	Short Term	Long Term	
	\$0.00	\$0.00	\$(141,145.92) <sup>b</sup>

*Values may not reflect all of your gains/losses; Schwab has provided accurate gain and loss information whenever possible for most investments. Cost basis may be incomplete or unavailable for some of your holdings and may change or be adjusted in certain cases. Statement information should not be used for tax preparation, instead refer to official tax documents. For additional information refer to Terms and Conditions.*

Income Summary	This Period		Year to Date	
	Federally Tax-Exempt	Federally Taxable	Federally Tax-Exempt	Federally Taxable
Money Funds Dividends	0.00	37.13	0.00	229.64
Certificate of Deposit Interest	0.00	509.22	0.00	4,392.62
Treasury Bond Interest	0.00	0.00	0.00	875.00
Municipal Bond Interest	0.00	150.00	0.00	2,252.18
Agency Security Interest	0.00	781.00	0.00	4,629.55
<b>Total Income</b>	<b>0.00</b>	<b>1,477.35</b>	<b>0.00</b>	<b>12,378.99</b>

Accrued Interest Paid<sup>4</sup> 0.00 0.00 0.00 (179.86)

<sup>4</sup>Certain accrued interest paid on taxable bonds may be deductible; consult your tax advisor.



Schwab One® Account of  
**BARRINGTON PUBLIC LIBRARY  
 DISTRICT**

Account Number  
**9383-4772**

Statement Period  
**July 1-31, 2023**

### Cash Transactions Summary

	This Period	Year to Date
<b>Starting Cash *</b>	<b>\$ 9,088.25</b>	<b>\$ 3,415.57</b>
Deposits and other Cash Credits	0.00	0.00
Investments Sold	26,000.00	186,000.00
Dividends and Interest	1,477.35	12,511.18
Withdrawals and other Debits	0.00	0.00
Investments Purchased	0.00	(164,584.15)
Fees and Charges	(393.00)	(1,170.00)
<b>Total Cash Transaction Detail</b>	<b>27,084.35</b>	<b>32,757.03</b>
<b>Ending Cash *</b>	<b>\$ 36,172.60</b>	<b>\$ 36,172.60</b>

\* Cash (includes any cash debit balance) held in your account plus the value of any cash invested in a sweep money fund.

### Investment Detail - Cash and Money Market Funds [Sweep]

	Starting Balance	Ending Balance	% of Account Assets
<b>Cash</b>	93.75	0.00	
<b>Total Cash</b>	<b>93.75</b>	<b>0.00</b>	
<b>Money Market Funds [Sweep]</b>	<b>Quantity</b>	<b>Market Price</b>	<b>Market Value</b>
SCHWAB GOVERNMENT MONEY: SWGXX	36,172.6000	1.0000	36,172.60
<b>Total Money Market Funds [Sweep]</b>			<b>36,172.60</b>
<b>Total Cash and Money Market Funds [Sweep]</b>			<b>36,172.60</b>
			<b>2%</b>

**Investment Detail - Fixed Income**

U.S. Treasuries	Par	Market Price	Market Value	Adjusted Cost Basis	% of Account Assets	Unrealized Gain or (Loss)	Estimated Annual Income
	Units Purchased	Cost Per Unit	Cost Basis	Cost Basis	Acquired	Yield to Maturity	
<b>US TREASUR NT 2.5%04/24</b>	<b>20,000.0000</b>	<b>97.85937</b>	<b>19,571.87</b>	<b>19,930.40</b>	<b>1%</b>	<b>(358.53)</b>	<b>500.00</b>
UST NOTE DUE 04/30/24	20,000.0000	99.6520	19,930.40	19,930.40	05/17/22	(358.53)	2.68%
CUSIP: 91282CEK3							
<b>US TREASUR NT 0.25%06/24</b>	<b>35,000.0000</b>	<b>95.65625</b>	<b>33,479.69</b>	<b>34,773.25</b>	<b>2%</b>	<b>(1,293.56)</b>	<b>87.50</b>
UST NOTE DUE 06/15/24	35,000.0000	99.3521	34,773.25	34,773.25	06/25/21	(1,293.56)	0.47%
CUSIP: 91282CCG4							
<b>US TREASUR NT 1.5%11/24</b>	<b>15,000.0000</b>	<b>95.18750</b>	<b>14,278.13</b>	<b>15,000.43</b>	<b>&lt;1%</b>	<b>(722.30)<sup>b</sup></b>	<b>225.00</b>
UST NOTE DUE 11/30/24	15,000.0000	100.0048	15,000.73	15,000.43	02/04/22	(722.30) <sup>b</sup>	1.49%
CUSIP: 912828YV6							
<b>US TREASUR NT 1%12/24</b>	<b>35,000.0000</b>	<b>94.42187</b>	<b>33,047.65</b>	<b>34,758.21</b>	<b>2%</b>	<b>(1,710.56)</b>	<b>350.00</b>
UST NOTE DUE 12/15/24	35,000.0000	99.3091	34,758.21	34,758.21	01/14/22	(1,710.56)	1.24%
CUSIP: 91282CDN8							
<b>US TREASU NT 1.125%02/25</b>	<b>25,000.0000</b>	<b>93.95312</b>	<b>23,488.28</b>	<b>24,870.37</b>	<b>1%</b>	<b>(1,382.09)</b>	<b>281.25</b>
UST NOTE DUE 02/28/25	25,000.0000	99.4814	24,870.37	24,870.37	01/21/22	(1,382.09)	1.29%
CUSIP: 912828ZC7							
<b>US TREASU NT 4.625%02/25</b>	<b>15,000.0000</b>	<b>99.23437</b>	<b>14,885.16</b>	<b>14,994.00</b>	<b>&lt;1%</b>	<b>(108.84)</b>	<b>693.75</b>
UST NOTE DUE 02/28/25	15,000.0000	99.9600	14,994.00	14,994.00	02/22/23	(108.84)	4.64%
CUSIP: 91282CGN5							
<b>US TREASU NT 0.375%12/25</b>	<b>50,000.0000</b>	<b>90.31250</b>	<b>45,156.25</b>	<b>49,274.93</b>	<b>3%</b>	<b>(4,118.68)</b>	<b>187.50</b>
UST NOTE DUE 12/31/25	50,000.0000	98.5498	49,274.93	49,274.93	06/14/21	(4,118.68)	0.69%
CUSIP: 91282CBC4							
						<b>Accrued Interest: 16.30</b>	
						<b>Accrued Interest: 290.32</b>	
						<b>Accrued Interest: 117.70</b>	

Please see "Endnotes for Your Account" section for an explanation of the endnote codes and symbols on this statement.

**Investment Detail - Fixed Income (continued)**

	Par	Market Price	Market Value	Adjusted Cost Basis	% of Account Assets	Unrealized Gain or (Loss)	Estimated Annual Income		
<b>U.S. Treasuries</b>									
<i>(continued)</i>									
US TREASUR NT 4%02/26	20,000.0000	98.42187	19,684.37	19,940.60	1%	(256.23)	800.00		
UST NOTE DUE 02/15/26	20,000.0000	99.7030	19,940.60	19,940.60	02/09/23	(256.23)	4.10%		
CUSIP: 91282CGL9						<i>Accrued Interest: 369.06</i>			
<b>Total U.S. Treasuries</b>	<b>215,000.0000</b>		<b>203,591.40</b>	<b>213,542.19</b>	<b>13%</b>	<b>(9,950.79)<sup>b</sup></b>	<b>3,125.00</b>		
		<b>Total Cost Basis:</b>	<b>213,542.49</b>						
						<b>Total Accrued Interest for U.S. Treasuries: 1,014.04</b>			
<b>Agency Securities</b>									
	Units Purchased	Par	Market Price	Market Value	Adjusted Cost Basis	% of Account Assets	Unrealized Gain or (Loss)	Estimated Annual Income	
FFCB	0.29%	23	35,000.0000	98.70400	34,546.40	34,977.60	2%	(431.20)	101.50
DUE 11/02/23			35,000.0000	99.9360	34,977.60	11/04/20	(431.20)	0.31%	
CUSIP: 3133EMFB3									
MOODY'S: NR		S&P: AA+						<i>Accrued Interest: 25.09</i>	
FFCB	0.25%	24	25,000.0000	97.08950	24,272.38	24,986.40	2%	(714.02)	62.50
DUE 02/26/24			25,000.0000	99.9456	24,986.40	03/02/21	(714.02)	0.26%	
CUSIP: 3133EMRZ7								<i>Accrued Interest: 26.91</i>	
MOODY'S: Aaa		S&P: AA+							
FFCB	0.37%	24	10,000.0000	96.79430	9,679.43	9,980.83	<1%	(301.40)	37.00
DUE 03/15/24			10,000.0000	99.8083	9,980.83	05/24/21	(301.40)	0.43%	
CUSIP: 3133EMTD4								<i>Accrued Interest: 13.98</i>	
MOODY'S: Aaa		S&P: AA+							

Please see "Endnotes for Your Account" section for an explanation of the endnote codes and symbols on this statement.

**Investment Detail - Fixed Income (continued)**

Agency Securities (continued)	Par	Market Price	Market Value	Adjusted Cost Basis	% of Account Assets	Unrealized Gain or (Loss)	Estimated Annual Income
	Units Purchased	Cost Per Unit	Cost Basis	Cost Basis	Acquired	Yield to Maturity	
<b>FEDERAL HOME STRIP</b> <b>0%<sup>a</sup>24</b>	<b>23,000.0000</b>	<b>95.00390</b>	<b>21,850.90</b>	<b>N/A</b>	<b>1%</b>	<b>(865.80)<sup>b</sup></b>	<b>N/A</b>
DUE 07/15/24	23,000.0000	96.8254	22,269.86	22,716.70	01/19/22	(865.80) <sup>b</sup>	1.30%
STRIP FM 0%07/15/24							
CUSIP: 31344A4ND2							
MOODY'S: Aaa S&P: NR							
<b>FHLB</b> <b>5%<sup>a</sup>24</b>	<b>20,000.0000</b>	<b>99.07770</b>	<b>19,815.54</b>	<b>19,975.40</b>	<b>1%</b>	<b>(159.86)</b>	<b>1,000.00</b>
DUE 11/15/24	20,000.0000	99.8770	19,975.40	19,975.40	02/09/23	(159.86)	5.07%
CALLABLE 08/15/23 AT							
100.00000							
CUSIP: 3130AURF3							
MOODY'S: Aaa S&P: AA+							
						<b>Accrued Interest: 461.11</b>	
<b>FEDERAL NTNL STRIP</b> <b>0%<sup>a</sup>24</b>	<b>13,000.0000</b>	<b>93.18620</b>	<b>12,114.21</b>	<b>N/A</b>	<b>&lt;1%</b>	<b>(776.33)<sup>b</sup></b>	<b>N/A</b>
DUE 11/29/24	13,000.0000	97.8569	12,721.40	12,890.54	07/02/21	(776.33) <sup>b</sup>	0.63%
STRIP FM 0%11/29/24							
CUSIP: 31364DCU8							
MOODY'S: NR S&P: NR							
<b>FHLB</b> <b>5%<sup>a</sup>25</b>	<b>25,000.0000</b>	<b>99.14050</b>	<b>24,785.13</b>	<b>24,955.12</b>	<b>2%</b>	<b>(169.99)</b>	<b>1,250.00</b>
DUE 01/27/25	25,000.0000	99.8204	24,955.12	24,955.12	10/13/22	(169.99)	5.08%
CALLABLE 10/27/23 AT							
100.00000							
CUSIP: 3130ATMM6							
MOODY'S: Aaa S&P: AA+							
						<b>Accrued Interest: 13.89</b>	



**Investment Detail - Fixed Income (continued)**

Agency Securities (continued)	Par	Market Price	Market Value	Adjusted Cost Basis	% of Account Assets	Unrealized Gain or (Loss)	Estimated Annual Income
	Units Purchased	Cost Per Unit	Cost Basis	Cost Basis	Acquired		Yield to Maturity
<b>FEDERAL HOME LN M</b>	<b>15,000.0000</b>	<b>99.30820</b>	<b>14,896.23</b>	<b>14,998.75</b>	<b>&lt;1%</b>	<b>(102.52)</b>	<b>810.00</b>
<b>5.4%<sup>26</sup></b>							
DUE 02/23/26	15,000.0000	99.9916	14,998.75	14,998.75	02/22/23	(102.52)	5.40%
CALLABLE 02/23/24 AT 100.00000							
CUSIP: 3134GYKA9							
MOODY'S: Aaa S&P: AA+							
							<i>Accrued Interest: 355.50</i>
<b>FFCB</b>	<b>25,000.0000</b>	<b>88.38780</b>	<b>22,096.95</b>	<b>24,596.25</b>	<b>1%</b>	<b>(2,499.30)</b>	<b>255.00</b>
DUE 04/27/27	25,000.0000	98.3850	24,596.25	24,596.25	12/27/21	(2,499.30)	1.33%
CUSIP: 3133ELXZ2							
MOODY'S: Aaa S&P: AA+							
							<i>Accrued Interest: 66.58</i>
<b>FHLB</b>	<b>75,000.0000</b>	<b>88.10010</b>	<b>66,075.08</b>	<b>74,480.25</b>	<b>4%</b>	<b>(8,405.17)</b>	<b>750.00</b>
DUE 06/11/27	75,000.0000	99.3070	74,480.25	74,480.25	06/16/21	(8,405.17)	1.12%
CUSIP: 3130AMTF9							
MOODY'S: Aaa S&P: AA+							
							<i>Accrued Interest: 104.17</i>
<b>FHLB</b>	<b>50,000.0000</b>	<b>86.08490</b>	<b>43,042.45</b>	<b>49,550.80</b>	<b>3%</b>	<b>(6,508.35)</b>	<b>562.50</b>
DUE 06/09/28	50,000.0000	99.1016	49,550.80	49,550.80	06/18/21	(6,508.35)	1.26%
CUSIP: 3130AMH47							
MOODY'S: Aaa S&P: AA+							
							<i>Accrued Interest: 81.25</i>
<b>FFCB</b>	<b>50,000.0000</b>	<b>84.13750</b>	<b>42,068.75</b>	<b>49,333.70</b>	<b>3%</b>	<b>(7,264.95)</b>	<b>562.50</b>
DUE 03/13/29	30,000.0000	99.6470	29,894.10	29,894.10	09/01/21	(4,652.85)	1.17%
CUSIP: 3133ELTG9	20,000.0000	97.1980	19,439.60	19,439.60	12/13/21	(2,612.10)	1.53%
MOODY'S: Aaa S&P: AA+							
							<i>Accrued Interest: 215.63</i>
<i>Cost Basis</i>			<i>49,333.70</i>				

**Investment Detail - Fixed Income (continued)**

Agency Securities (continued)	Par	Market Price	Market Value	Adjusted Cost Basis	% of Account Assets	Unrealized Gain or (Loss)	Estimated Annual Income
	Units Purchased	Cost Per Unit	Cost Basis	Cost Basis	Acquired	Yield to Maturity	
<b>FFCB 4%29</b>	<b>25,000.0000</b>	<b>98.08720</b>	<b>24,521.80</b>	<b>25,056.91</b>	<b>2%</b>	<b>(535.11)<sup>b</sup></b>	<b>1,000.00</b>
DUE 09/27/29	25,000.0000	100.2330	25,058.25	25,056.91	02/09/23	(535.11) <sup>b</sup>	3.95%
CUSIP: 3133EN4T4							
MOODY'S: Aaa S&P: AA+							<b>Accrued Interest: 34.44</b>
<b>FFCB 3.125%30</b>	<b>10,000.0000</b>	<b>92.81340</b>	<b>9,281.34</b>	<b>9,981.03</b>	<b>&lt;1%</b>	<b>(699.69)</b>	<b>312.50</b>
DUE 04/26/30	10,000.0000	99.8103	9,981.03	9,981.03	05/13/22	(699.69)	3.15%
CUSIP: 3133ENVH0							
MOODY'S: Aaa S&P: AA+							<b>Accrued Interest: 82.47</b>
<b>FFCB 1.04%30</b>	<b>30,000.0000</b>	<b>80.06300</b>	<b>24,018.90</b>	<b>28,407.60</b>	<b>2%</b>	<b>(4,388.70)</b>	<b>312.00</b>
DUE 07/08/30	30,000.0000	94.6920	28,407.60	28,407.60	12/29/21	(4,388.70)	1.71%
CUSIP: 3133EL588							
MOODY'S: Aaa S&P: AA+							<b>Accrued Interest: 19.93</b>
<b>FFCB 3.48%31</b>	<b>27,000.0000</b>	<b>93.85920</b>	<b>25,341.98</b>	<b>27,614.22</b>	<b>2%</b>	<b>(2,272.24)<sup>b</sup></b>	<b>939.60</b>
DUE 03/12/31	27,000.0000	102.4700	27,666.91	27,614.22	05/20/22	(2,272.24) <sup>b</sup>	3.15%
CUSIP: 3133EAGS1							
MOODY'S: Aaa S&P: AA+							<b>Accrued Interest: 362.79</b>
<b>FFCB 3.02%31</b>	<b>10,000.0000</b>	<b>90.01610</b>	<b>9,001.61</b>	<b>9,745.23</b>	<b>&lt;1%</b>	<b>(743.62)</b>	<b>302.00</b>
DUE 11/28/31	10,000.0000	97.4523	9,745.23	9,745.23	05/17/22	(743.62)	3.33%
CUSIP: 3133EGP41							
MOODY'S: Aaa S&P: AA+							<b>Accrued Interest: 52.85</b>
<b>FHLB 1.625%31</b>	<b>50,000.0000</b>	<b>80.33300</b>	<b>40,166.50</b>	<b>49,737.95</b>	<b>3%</b>	<b>(9,571.45)</b>	<b>812.50</b>
DUE 12/12/31	50,000.0000	99.4759	49,737.95	49,737.95	12/28/21	(9,571.45)	1.68%
CUSIP: 3130APZAG							
MOODY'S: Aaa S&P: AA+							<b>Accrued Interest: 110.59</b>

Please see "Endnotes for Your Account" section for an explanation of the endnote codes and symbols on this statement.

**Investment Detail - Fixed Income (continued)**

Agency Securities (continued)	Par	Market Price	Market Value	Adjusted Cost Basis	% of Account Assets	Unrealized Gain or (Loss)	Estimated Annual Income	Units Purchased	Cost Per Unit	Cost Basis	Acquired	Yield to Maturity
								Par	Market Price	Market Value	Adjusted Cost Basis	% of Account Assets
<b>FEDERAL HOME LN</b> 2.75% <sup>a,32</sup>	<b>35,000.0000</b>	<b>88.01710</b>	<b>30,805.99</b>	<b>33,391.40</b>	<b>2%</b>	<b>(2,585.41)</b>	<b>962.50</b>					
DUE 03/12/32		95.4040	33,391.40	33,391.40	05/04/22	(2,585.41)	3.30%	35,000.0000				
CUSIP: 3130ARJV4												
MOODY'S: Aaa S&P: AA+												
												<i>Accrued Interest: 371.63</i>
<b>FFCB</b> 4% <sup>a,32</sup>	<b>15,000.0000</b>	<b>93.30230</b>	<b>13,995.35</b>	<b>14,995.00</b>	<b>&lt;1%</b>	<b>(999.65)</b>	<b>600.00</b>					
DUE 04/19/32		99.9666	14,995.00	14,995.00	04/19/22	(999.65)	4.00%	15,000.0000				
CUSIP: 3133ENUV0												
MOODY'S: Aaa S&P: AA+												
												<i>Accrued Interest: 170.00</i>
<b>Total Agency Securities</b>	<b>568,000.0000</b>		<b>512,376.92</b>	<b>526,764.44</b>	<b>33%</b>	<b>(49,994.76)<sup>b</sup></b>	<b>10,632.10</b>					
			<b>Total Cost Basis:</b>	<b>561,809.73</b>								
			<b>Total Accrued Interest for Agency Securities: 2,878.81</b>									
<b>Municipal Bonds</b>												
<b>LANE CMINTY CLG</b> 0.851% <sup>a,25</sup>	<b>25,000.0000</b>	<b>92.10900</b>	<b>23,027.25</b>	<b>25,025.19</b>	<b>1%</b>	<b>(1,997.94)<sup>b</sup></b>	<b>212.75</b>					
GO UTX DUE 06/15/25		100.1990	25,049.75	25,025.19	06/17/21	(1,997.94) <sup>b</sup>	0.80%	25,000.0000				
TAXBL												
CUSIP: 515182EJ8												
MOODY'S: Aa1 S&P: NR												
												<i>Accrued Interest: 27.18</i>

Please see "Endnotes for Your Account" section for an explanation of the endnote codes and symbols on this statement.

**Investment Detail - Fixed Income (continued)**

	Par	Market Price	Market Value	Adjusted Cost Basis	% of Account Assets	Unrealized Gain or (Loss)	Estimated Annual Income
<b>Municipal Bonds</b> (continued)	Units Purchased	Cost Per Unit	Cost Basis	Cost Basis	Acquired	Yield to Maturity	
<b>ARLINGTON CNTY V</b> <b>0.79%<sup>25</sup></b>	<b>15,000.0000</b>	<b>92.03500</b>	<b>13,805.25</b>	<b>15,000.00</b>	<b>&lt;1%</b>	<b>(1,194.75)</b>	<b>118.50</b>
GO UTX DUE 08/01/25	15,000.0000	100.0000	15,000.00	15,000.00	06/18/21	(1,194.75)	0.78%
XTRO TAXBL							
CUSIP: 041431VG9							
MOODY'S: Aaa S&P: AAA							
<i>Accrued Interest: 59.25</i>							
<b>N HAVEN CT</b> <b>0.943%<sup>25</sup></b>	<b>50,000.0000</b>	<b>91.68600</b>	<b>45,843.00</b>	<b>50,000.00</b>	<b>3%</b>	<b>(4,157.00)</b>	<b>471.50</b>
VP DUE 10/01/25	50,000.0000	100.0000	50,000.00	50,000.00	06/29/21	(4,157.00)	0.94%
TAXBL							
CUSIP: 659579ZZ2							
MOODY'S: NR S&P: AAA							
<i>Accrued Interest: 157.17</i>							
<b>WILL ETC CN IL CCD</b> <b>1%<sup>26</sup></b>	<b>45,000.0000</b>	<b>88.84200</b>	<b>39,978.90</b>	<b>45,000.00</b>	<b>3%</b>	<b>(5,021.10)</b>	<b>450.00</b>
DB UTX DUE 06/01/26	45,000.0000	100.0000	45,000.00	45,000.00	06/11/21	(5,021.10)	1.00%
TAXBL							
CUSIP: 969080JB7							
MOODY'S: Aa2 S&P: NR							
<i>Accrued Interest: 75.00</i>							
<b>KRUM TX ISD</b> <b>0.73%<sup>26</sup></b>	<b>50,000.0000</b>	<b>90.16500</b>	<b>45,082.50</b>	<b>49,449.00</b>	<b>3%</b>	<b>(4,366.50)</b>	<b>365.00</b>
GO UTX DUE 08/15/26	50,000.0000	98.8980	49,449.00	49,449.00	07/02/21	(4,366.50)	0.95%
TAXBL							
CUSIP: 501098TA5							
MOODY'S: NR S&P: AAA							
<i>Accrued Interest: 168.31</i>							
<b>ELK GROVE VLG IL</b> <b>1.2%<sup>27</sup></b>	<b>25,000.0000</b>	<b>88.60600</b>	<b>22,151.50</b>	<b>25,000.00</b>	<b>1%</b>	<b>(2,848.50)</b>	<b>300.00</b>
GO UTX DUE 01/01/27	25,000.0000	100.0000	25,000.00	25,000.00	07/15/21	(2,848.50)	1.20%
TAXBL							
CUSIP: 287299MT5							
MOODY'S: NR S&P: AA+							
<i>Accrued Interest: 25.00</i>							

Please see "Endnotes for Your Account" section for an explanation of the endnote codes and symbols on this statement.

**Investment Detail - Fixed Income (continued)**

Municipal Bonds (continued)	Par	Market Price	Market Value	Adjusted Cost Basis	% of Account Assets	Unrealized Gain or (Loss)	Estimated Annual Income
	Units Purchased	Cost Per Unit	Cost Basis	Cost Basis	Acquired		Yield to Maturity
<b>GUNNISON ETC CO</b> 1.399% <sup>27</sup>	<b>30,000.0000</b>	<b>87.17400</b>	<b>26,152.20</b>	<b>29,619.00</b>	<b>2%</b>	<b>(3,466.80)</b>	<b>419.70</b>
GO UTX DUE 12/01/27 TAXBL CUSIP: 402892DL4 MOODY'S: Aa2 S&P: NR	30,000.0000	98.7300	29,619.00	29,619.00	10/20/21	(3,466.80)	1.61%
<i>Accrued Interest: 69.95</i>							
<b>KENDALL CNTY IL 1.74%<sup>28</sup></b>	<b>10,000.0000</b>	<b>86.65700</b>	<b>8,665.70</b>	<b>9,916.30</b>	<b>&lt;1%</b>	<b>(1,250.60)</b>	<b>174.00</b>
GO UTX DUE 02/01/28 TAXBL CUSIP: 488683KG7 MOODY'S: NR S&P: AA	10,000.0000	99.1630	9,916.30	9,916.30	11/04/21	(1,250.60)	1.88%
<i>Accrued Interest: 87.00</i>							
<b>MC ALLEN TX ISD 3%<sup>28</sup></b>	<b>15,000.0000</b>	<b>93.10700</b>	<b>13,966.05</b>	<b>14,689.35</b>	<b>&lt;1%</b>	<b>(723.30)</b>	<b>450.00</b>
GO UTX DUE 02/15/28 TAXBL CUSIP: 579100UQ9 MOODY'S: Aaa S&P: NR	15,000.0000	97.9290	14,689.35	14,689.35	05/20/22	(723.30)	3.40%
<i>Accrued Interest: 207.50</i>							
<b>COLUMBIA TN 1.05%<sup>28</sup></b>	<b>25,000.0000</b>	<b>82.87000</b>	<b>20,717.50</b>	<b>23,928.50</b>	<b>1%</b>	<b>(3,211.00)</b>	<b>262.50</b>
GO UTX DUE 12/01/28 TAXBL CALLABLE 12/01/26 AT 100.00000 CUSIP: 198558RH3 MOODY'S: NR S&P: AA+	25,000.0000	95.7140	23,928.50	23,928.50	11/19/21	(3,211.00)	1.70%
<i>Accrued Interest: 43.75</i>							



Schwab One® Account of  
**BARRINGTON PUBLIC LIBRARY**  
**DISTRICT**

Account Number  
**9383-4772**

Statement Period  
**July 1-31, 2023**

**Investment Detail - Fixed Income (continued)**

Municipal Bonds (continued)	Par	Market Price	Market Value	Adjusted Cost Basis	% of Account Assets	Unrealized Gain or (Loss)	Estimated Annual Income
	Units Purchased	Cost Per Unit	Cost Basis	Cost Basis	Acquired		Yield to Maturity
<b>SAN ANTONIO TEX</b> 1.643% <b>30</b>	<b>30,000.0000</b>	<b>82.97600</b>	<b>24,892.80</b>	<b>29,199.60</b>	<b>2%</b>	<b>(4,306.80)</b>	<b>492.90</b>
GO LTX DUE 02/01/30 TAXBL CUSIP: 79623PEV3 MOODY'S: Aaa S&P: AAA	30,000.0000	97.3320	29,199.60	29,199.60	12/10/21	(4,306.80)	2.00%
<i>Accrued Interest: 246.45</i>							
<b>OSWEGO IL</b> 1.95% <b>30</b>	<b>25,000.0000</b>	<b>82.29500</b>	<b>20,573.75</b>	<b>25,000.00</b>	<b>1%</b>	<b>(4,426.25)</b>	<b>487.50</b>
GO UTX DUE 12/15/30 TAXBL CALLABLE 12/15/29 AT 100.00000 CUSIP: 688664PV7 MOODY'S: Aa2 S&P: NR	25,000.0000	100.0000	25,000.00	25,000.00	07/16/21	(4,426.25)	1.95%
<i>Accrued Interest: 62.29</i>							
<b>Total Municipal Bonds</b>	<b>345,000.0000</b>		<b>304,856.40</b>	<b>341,826.94</b>	<b>19%</b>	<b>(36,970.54) <sup>b</sup></b>	<b>4,204.35</b>
		<b>Total Cost Basis:</b>	<b>341,851.50</b>				
<b>Total Accrued Interest for Municipal Bonds: 1,228.85</b>							

Please see "Endnotes for Your Account" section for an explanation of the endnote codes and symbols on this statement.

**Investment Detail - Fixed Income (continued)**

	Par	Market Price	Market Value	Adjusted Cost Basis	% of Account Assets	Unrealized Gain or (Loss)	Estimated Annual Income
Cds & BAS	Units Purchased	Cost Per Unit	Cost Basis	Cost Basis	Acquired	Yield to Maturity	
<b>BMW BANK OF NORTH</b> <b>0.3%<sup>23</sup></b>	<b>15,000.0000</b>	<b>99.81570</b>	<b>14,972.36</b>	<b>15,001.38</b>	<b>&lt;1%</b>	<b>(29.02)<sup>b</sup></b>	<b>45.00</b>
CD FDIC INS DUE 08/14/23 US	15,000.0000	100.0410	15,006.15	15,001.38	05/21/21	(29.02) <sup>b</sup>	0.28%
CUSIP: 05580AWU4 MOODY'S: NR S&P: NR							
							<i>Accrued Interest: 20.71</i>
<b>BANK HAPOLIM B.M</b> <b>0.3%<sup>23</sup></b>	<b>40,000.0000</b>	<b>99.39690</b>	<b>39,758.76</b>	<b>39,886.40</b>	<b>3%</b>	<b>(127.64)</b>	<b>120.00</b>
CD FDIC INS DUE 09/14/23 IL	40,000.0000	99.7160	39,886.40	39,886.40	09/22/20	(127.64)	0.39%
CUSIP: 06251A2E9 MOODY'S: NR S&P: NR							
							<i>Accrued Interest: 46.03</i>
<b>FLAGSTAR BANK, N.</b> <b>0.3%<sup>23</sup></b>	<b>50,000.0000</b>	<b>98.66040</b>	<b>49,330.20</b>	<b>49,970.00</b>	<b>3%</b>	<b>(639.80)</b>	<b>150.00</b>
CD FDIC INS DUE 11/09/23 US	50,000.0000	99.9400	49,970.00	49,970.00	10/16/20	(639.80)	0.32%
CUSIP: 649447UE7 MOODY'S: NR S&P: NR							
							<i>Accrued Interest: 34.52</i>
<b>BMW BANK OF NORTH</b> <b>0.3%<sup>23</sup></b>	<b>24,000.0000</b>	<b>98.14510</b>	<b>23,554.82</b>	<b>23,976.00</b>	<b>2%</b>	<b>(421.18)</b>	<b>72.00</b>
CD FDIC INS DUE 12/18/23 US	24,000.0000	99.9000	23,976.00	23,976.00	12/22/20	(421.18)	0.33%
CUSIP: 05580AYD0 MOODY'S: NR S&P: NR							
							<i>Accrued Interest: 8.68</i>

**Investment Detail - Fixed Income (continued)**

	Par	Market Price	Market Value	Adjusted Cost Basis	% of Account Assets	Unrealized Gain or (Loss)	Estimated Annual Income
	Units Purchased	Cost Per Unit	Cost Basis	Cost Basis	Acquired	Yield to Maturity	
<b>CDS &amp; BAS (continued)</b>							
<b>TRISTATE CAPITAL BA</b>	<b>25,000.0000</b>	<b>100.12580</b>	<b>25,031.45</b>	<b>25,000.00</b>	<b>2%</b>	<b>31.45</b>	<b>1,250.00</b>
5% <sup>26</sup>							
CD FDIC INS DUE 03/30/26	25,000.0000	100.0000	25,000.00	25,000.00	03/28/23	31.45	4.99%
US							
CUSIP: 89677DJE7							
MOODY'S: NR S&P: NR							
							<i>Accrued Interest: 424.66</i>
<b>UBS BANK USA</b>	<b>28,000.0000</b>	<b>89.46850</b>	<b>25,051.18</b>	<b>27,914.04</b>	<b>2%</b>	<b>(2,862.86)</b>	<b>238.00</b>
CD FDIC INS DUE 04/28/26	28,000.0000	99.6930	27,914.04	27,914.04	06/14/21	(2,862.86)	0.91%
US							
CALLABLE 10/28/23 AT							
100.00000							
CUSIP: 90348JJ35							
MOODY'S: NR S&P: NR							
							<i>Accrued Interest: 2.61</i>
<b>SALLIE MAE BANK</b>	<b>50,000.0000</b>	<b>89.51920</b>	<b>44,759.60</b>	<b>49,878.00</b>	<b>3%</b>	<b>(5,118.40)</b>	<b>500.00</b>
CD FDIC INS DUE 07/08/26	50,000.0000	99.7560	49,878.00	49,878.00	07/01/21	(5,118.40)	1.05%
US							
CUSIP: 7954506Y6							
MOODY'S: NR S&P: NR							
							<i>Accrued Interest: 32.88</i>
<b>TOYOTA FINL SAVI</b>	<b>50,000.0000</b>	<b>91.59240</b>	<b>45,796.20</b>	<b>50,152.55</b>	<b>3%</b>	<b>(4,356.35)<sup>b</sup></b>	<b>1,075.00</b>
2.15% <sup>27</sup>							
CD FDIC INS DUE 02/25/27	50,000.0000	100.3750	50,187.50	50,152.55	03/04/22	(4,356.35) <sup>b</sup>	2.07%
US							
CUSIP: 89235MMV0							
MOODY'S: NR S&P: NR							
							<i>Accrued Interest: 462.40</i>

Please see "Endnotes for Your Account" section for an explanation of the endnote codes and symbols on this statement.



**Investment Detail - Fixed Income (continued)**

	Par	Market Price	Market Value	Adjusted Cost Basis	% of Account Assets	Unrealized Gain or (Loss)	Estimated Annual Income
	Units Purchased	Cost Per Unit	Cost Basis	Cost Basis	Acquired	Yield to Maturity	
<b>CDS &amp; BAS (continued)</b>							
<b>DISCOVER BANK 4.8%<sup>27</sup></b>	<b>20,000.0000</b>	<b>100.25100</b>	<b>20,050.20</b>	<b>20,000.00</b>	<b>1%</b>	<b>50.20</b>	<b>960.00</b>
CD FDIC INS DUE 04/05/27	20,000.0000	100.0000	20,000.00	20,000.00	03/29/23	50.20	4.79%
US							
CUSIP: 2546733P9							
MOODY'S: NR S&P: NR							
							<i>Accrued Interest: 310.36</i>
<b>CAPITAL ONE BANK 3.05%<sup>27</sup></b>	<b>15,000.0000</b>	<b>94.33260</b>	<b>14,149.89</b>	<b>14,977.50</b>	<b>&lt;1%</b>	<b>(827.61)</b>	<b>457.50</b>
CD FDIC INS DUE 05/04/27	15,000.0000	99.8500	14,977.50	14,977.50	04/27/22	(827.61)	3.08%
US							
CUSIP: 14042TFW2							
MOODY'S: NR S&P: NR							
							<i>Accrued Interest: 111.55</i>
<b>SPRING BANK 4.2%<sup>28</sup></b>	<b>25,000.0000</b>	<b>98.38320</b>	<b>24,595.80</b>	<b>24,437.29</b>	<b>2%</b>	<b>158.51</b>	<b>1,050.00</b>
CD FDIC INS DUE 01/10/28	25,000.0000	97.7491	24,437.29	24,437.29	03/28/23	158.51	4.72%
US							
CUSIP: 84943RAB0							
MOODY'S: NR S&P: NR							
							<i>Accrued Interest: 66.16</i>
<b>STATE BANK OF IND 1.5%<sup>28</sup></b>	<b>75,000.0000</b>	<b>86.45250</b>	<b>64,839.38</b>	<b>75,000.00</b>	<b>4%</b>	<b>(10,160.62)</b>	<b>1,125.00</b>
CD FDIC INS DUE 06/16/28	75,000.0000	100.0000	75,000.00	75,000.00	06/14/21	(10,160.62)	1.49%
IN							
CUSIP: 856285VZ1							
MOODY'S: NR S&P: NR							
							<i>Accrued Interest: 141.78</i>

Please see "Endnotes for Your Account" section for an explanation of the endnote codes and symbols on this statement.



Schwab One® Account of  
**BARRINGTON PUBLIC LIBRARY  
 DISTRICT**

Account Number  
**9383-4772**

Statement Period  
**July 1-31, 2023**

**Investment Detail - Fixed Income (continued)**

	Par	Market Price	Market Value	Adjusted Cost Basis	% of Account Assets	Unrealized Gain or (Loss)	Estimated Annual Income
	Units Purchased	Cost Per Unit	Cost Basis	Cost Basis	Acquired	Yield to Maturity	
<b>CDS &amp; BAS (continued)</b>							
<b>CELTIC BANK CORP</b>	<b>10,000.0000</b>	<b>99.43310</b>	<b>9,943.31</b>	<b>10,000.00</b>	<b>&lt;1%</b>	<b>(56.69)</b>	<b>440.00</b>
4.4% <sup>28</sup>							
CD FDIC INS DUE 12/19/28	10,000.0000	100.0000	10,000.00	10,000.00	12/07/22	(56.69)	4.39%
US							
CUSIP: 15118RA98							
MOODY'S: NR S&P: NR							
							<i>Accrued Interest: 15.67</i>
<b>MINNWEST BANK</b>	<b>30,000.0000</b>	<b>82.99630</b>	<b>24,898.89</b>	<b>28,721.70</b>	<b>2%</b>	<b>(3,822.81)</b>	<b>300.00</b>
CD FDIC INS DUE 01/29/29	30,000.0000	95.7390	28,721.70	28,721.70	12/16/21	(3,822.81)	1.63%
US							
CUSIP: 60425SJJQ3							
MOODY'S: NR S&P: NR							
							<i>Accrued Interest: 3.29</i>
<b>LIVE OAK BANKING</b>	<b>50,000.0000</b>	<b>84.02580</b>	<b>42,012.90</b>	<b>49,810.50</b>	<b>3%</b>	<b>(7,797.60)</b>	<b>675.00</b>
1.35% <sup>29</sup>							
CD FDIC INS DUE 06/29/29	50,000.0000	99.6210	49,810.50	49,810.50	06/18/21	(7,797.60)	1.40%
US							
CUSIP: 538036QNT							
MOODY'S: NR S&P: NR							
							<i>Accrued Interest: 57.33</i>

Please see "Endnotes for Your Account" section for an explanation of the endnote codes and symbols on this statement.



Schwab One® Account of  
**BARRINGTON PUBLIC LIBRARY  
 DISTRICT**

Account Number  
**9383-4772**

Statement Period  
**July 1-31, 2023**

**Investment Detail - Fixed Income (continued)**

	Par	Market Price	Market Value	Adjusted Cost Basis	% of Account Assets Acquired	Unrealized Gain or (Loss)	Estimated Annual Income Yield to Maturity
<b>CDS &amp; BAS (continued)</b>	Units Purchased	Cost Per Unit	Cost Basis				
<b>MERCHANTS BANK</b>	<b>50,000.0000</b>	<b>84.24430</b>	<b>42,122.15</b>	<b>50,371.56</b>	<b>3%</b>	<b>(8,249.41)<sup>b</sup></b>	<b>800.00</b>
<b>1.6%<sup>30</sup></b>							
CD FDIC INS DUE 04/30/30	50,000.0000	100.9150	50,457.50	50,371.56	08/02/21	(8,249.41) <sup>b</sup>	1.48%
US							
CUSIP: 588526AX1							
WOODY'S: NR S&P: NR							
						<b>Accrued Interest: 203.84</b>	
<b>Total CDS &amp; BAS</b>	<b>557,000.0000</b>		<b>510,867.09</b>	<b>555,096.92</b>	<b>33%</b>	<b>(44,229.83)<sup>b</sup></b>	<b>9,257.50</b>
			<b>Total Cost Basis: 555,222.58</b>				
						<b>Total Accrued Interest for CDS &amp; BAS: 1,942.47</b>	
<b>Total Fixed Income</b>	<b>1,685,000.0000</b>		<b>1,531,691.81</b>	<b>1,637,230.49</b>	<b>98%</b>	<b>(141,145.92)<sup>b</sup></b>	<b>27,218.95</b>
			<b>Total Cost Basis: 1,672,426.30</b>				

Accrued Interest represents the interest that would be received if the fixed income investment was sold prior to the coupon payment. Yield to Maturity is the actual average annual return on a note if held to maturity.

Estimated Annual Income ("EAI") and Estimated Yield ("EY") calculations are for informational purposes only and are derived from information provided by outside parties. Schwab cannot guarantee the accuracy of such information. Since the interest and dividends are subject to change at any time, they should not be relied upon exclusively for making investment decisions. The actual income and yield might be lower or higher than the estimated amounts. EY is based upon EAI and the current price of the security and will fluctuate. For certain types of securities, the calculations could include a return of principal or capital gains in which case EAI and EY would be overstated. EY and EAI are not promptly updated to reflect when an issuer has missed a regular payment or announced changes to future payments, in which case EAI and EY will continue to display at a prior rate.

Total Investment Detail	
Total Investment Detail	1,567,864.41
Total Account Value	1,567,864.41
Total Cost Basis	1,672,426.30



Schwab One® Account of  
**BARRINGTON PUBLIC LIBRARY  
 DISTRICT**

Account Number  
**9383-4772**

Statement Period  
**July 1-31, 2023**

**Realized Gain or (Loss)**

Long Term	Quantity/Par	Acquired/ Opened	Sold/ Closed	Total Proceeds	Cost Basis	Realized Gain or (Loss)
SALLIE MAE BANK 0.3XXX**MATURED** US: 7954506U4	26,000.0000	10/23/20	07/24/23	26,000.00	26,000.00	0.00
<b>Total Long Term</b>				<b>26,000.00</b>	<b>26,000.00</b>	<b>0.00</b>

**Total Realized Gain or (Loss)**

**26,000.00**

**26,000.00**

**0.00**

*Schwab has provided accurate realized gain and loss information wherever possible for most investments. Cost basis data may be incomplete or unavailable for some of your holdings. If all data for a given investment is not available, the investment will not be listed here.  
 Option Customers: Realized gain/loss of underlying securities is adjusted to reflect the premiums of assigned or exercised options. Please consult IRS publication 550, Investment Income and Expenses, for additional information on Options.*

**Transaction Detail - Purchases & Sales**

**Fixed Income Activity**

Settle Date	Trade Dat	Transaction	Description	Par	Unit Price	Charges and Interest	Total Amount
07/24/23	07/24/23	CD Maturity	SALLIE MAE BANK 0.3XXX **MATURED**: 7954506U4	(26,000.0000)		0.00	
07/24/23	07/24/23	CD Maturity	SALLIE MAE BANK 0.3XXX **MATURED**: 7954506U4			0.00	26,000.00

**Total Fixed Income Activity**

**26,000.00**

**Total Purchases & Sales**

**26,000.00**

Please see "Endnotes for Your Account" section for an explanation of the endnote codes and symbols on this statement.



Schwab One® Account of  
**BARRINGTON PUBLIC LIBRARY**  
**DISTRICT**

Account Number  
**9383-4772**

Statement Period  
**July 1-31, 2023**

**Transaction Detail - Dividends & Interest (including Money Market Fund dividends reinvested)**

Transaction Date	Process Date	Activity	Description	Credit/(Debit)
07/01/23	07/03/23	Bond Interest	ELK GROVE VLG IL 1.2%27: 287299MT5	150.00
07/01/23	07/03/23	CD Interest	LIVE OAK BANKING 1.35%29: 538036QNT	55.48
07/08/23	07/10/23	Bond Interest	FFCB 1.04%30: 3133EL888	156.00
07/08/23	07/10/23	CD Interest	SALLIE MAE BANK 1%26: 7954506Y6	247.95
07/09/23	07/10/23	CD Interest	SPRING BANK 4.2%28: 84943RAB0	86.30
07/17/23	07/17/23	Dividend	SCHWAB GOVERNMENT MONEY: SWGXX	37.13
07/19/23	07/19/23	CD Interest	CELTIC BANK CORP 4.4%28: 15118RA98	36.16
07/24/23	07/24/23	CD Interest	SALLIE MAE BANK 0.3XXX: 7954506U4	39.11
07/27/23	07/27/23	Bond Interest	FHLB 5%25: 3130ATMM6	625.00
07/28/23	07/28/23	CD Interest	MINNWEST BANK 1%29: 60425SJO3	24.66
07/28/23	07/28/23	CD Interest	UBS BANK USA 0.85%26: 90348JJ35	19.56
<b>Total Dividends &amp; Interest</b>				<b>1,477.35</b>

**Transaction Detail - Fees & Charges**

Transaction Date	Process Date	Activity	Description	Credit/(Debit)
07/10/23	07/10/23	Advisor Fee*	MGMTFEE TO ADVISOR	(393.00)
<b>Total Fees &amp; Charges</b>				<b>(393.00)</b>

Margin Interest charged to your Account during the statement period is included in this section of the statement.

**Total Transaction Detail** **27,084.35**



Schwab One® Account of  
**BARRINGTON PUBLIC LIBRARY  
 DISTRICT**

Account Number  
**9383-4772**

Statement Period  
**July 1-31, 2023**

### Money Market Fund (Sweep) Detail

#### SCHWAB GOVERNMENT MONEY Activity

Settle Date	Transaction	Quantity	Unit Price	Purchase/Debit	Sale/Credit
<b>Opening # of Shares: 8,994.5000</b>					
07/03/23	Purchased	93.7500	1.0000	93.75	
07/05/23	Purchased	205.4800	1.0000	205.48	
07/11/23	Purchased	97.2500	1.0000	97.25	
07/17/23	Dividend	37.1300	1.0000	37.13	
07/20/23	Purchased	36.1600	1.0000	36.16	
07/25/23	Purchased	26,039.1100	1.0000	26,039.11	
07/28/23	Purchased	625.0000	1.0000	625.00	
07/31/23	Purchased	44.2200	1.0000	44.22	
<b>Closing # of Shares: 36,172.6000</b>					
<b>Total SCHWAB GOVERNMENT MONEY Activity</b>				<b>27,178.10</b>	

#### Total Money Market Fund (Sweep)

**27,178.10**

SCHWAB GOVT MMF Average Yield For The Most Recent Pay Period: 4.68%; 7-Day Yield: 0.00%.

### Endnotes For Your Account

- Symbol** Endnote Legend
- \*** You authorize Schwab to debit your account to pay investment management fees per the authorization you granted in your Account Application. Schwab does not review or monitor these fee payments. Contact your Investment Manager if you have questions.
  - b** When available, Adjusted Cost Basis values are used in Gain or (Loss) calculations.
  - d** Accrued Income is the sum of the total accrued interest and/or accrued dividends on positions held in your brokerage account, but the income and/or dividends have not been received into your account and Schwab makes no representation that they will. Accrued amounts are not covered by SIPC account protection until actually received and held in the account.

Please see "Endnotes for Your Account" section for an explanation of the endnote codes and symbols on this statement.



Schwab One® Account of  
**BARRINGTON PUBLIC LIBRARY**  
**DISTRICT**

Account Number  
**9383-4772**

Statement Period  
**July 1-31, 2023**

Schwab Institutional is a division of Charles Schwab & Co., Inc., and provides back office brokerage and related services to independent investment advisors and retirement plan providers. Schwab is a registered broker-dealer and is not affiliated with your Investment Advisor whose name appears on this statement ("Advisors") except in the case of Charles Schwab Investment Advisory, Inc. ("CSIA"), Schwab Private Client Investment Advisory, Inc. ("SPCIA"), or an affiliated company that may act as the investment advisor on a fund. Schwab neither endorses nor recommends any particular Advisor or its investment strategy and has no responsibility to monitor trading by any Advisor in your Account. Schwab has not verified any statement accompanying any Advisor's logo appearing on this statement. Not all of these products and services may benefit your Account, and Schwab may provide them to Advisors on the Advisor's commitment to place a certain amount of its clients' assets in brokerage accounts at Schwab within a certain period of time. This commitment could influence an Advisor's recommendation or requirement that its clients establish brokerage accounts at Schwab. For questions about this statement, or if there is a change in your financial situation, investment objectives, or risk profile, please contact your Independent Investment Manager and/or Advisor.





Monthly Investment Performance Report

**Barrington Area Library District**



Presented by:

Thomas S. Sawyer, Managing Partner  
John J. Falduto, Managing Partner  
Edward J. Lavin, Chief Investment Officer  
David M. Harrington, Director of Portfolio Management



Sawyer Falduto Asset Management, LLC  
589 S. York Street  
Elmhurst, IL 60126  
O: (630) 941-8560  
[www.sawyerfalduto.com](http://www.sawyerfalduto.com)

As of July 31, 2023

# Table of Contents

Account Overview ..... 3

Performance History ..... 4

Bond Analysis ..... 5

Holdings ..... 6

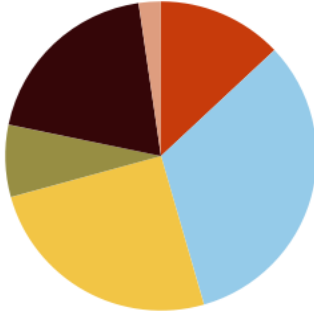
Transactions ..... 11

There may be a slight difference in the ending value between this report and the Schwab statement due to accrued income, timing of transactions, and/or rounding. The Schwab statement continues to be the official custodial record for the account.

## Account Overview

Barrington Area Library District

### Portfolio Allocation



Subsector	Current Value	Current Percent
U.S. Treasury	\$204,606	13.0%
Certificate of Deposit	\$512,765	32.6%
U.S. Government Agency	\$396,498	25.2%
U.S. Government Agency - Callable	\$118,758	7.5%
Taxable Municipal	\$306,085	19.4%
Cash Equivalent	\$36,173	2.3%
<b>Total</b>	<b>\$1,574,884</b>	<b>100.0%</b>

### Cash Flow Review

	Month to Date	Quarter to Date	Year to Date	Inception to Date (8/4/2016)
Beginning Market Value	\$1,570,765	\$1,570,765	\$1,543,578	\$0
Contributions / Additions	\$0	\$0	\$0	\$1,587,849
Distributions	\$0	\$0	\$0	\$0
Capital Appreciation	\$2,180	\$2,180	\$17,368	(\$142,255)
Income/Expenses	\$1,084	\$1,084	\$11,209	\$129,647
Change in Accrued	\$855	\$855	\$2,729	(\$358)
Ending Market Value	\$1,574,884	\$1,574,884	\$1,574,884	\$1,574,884
Investment Gain	\$4,119	\$4,119	\$31,306	(\$12,965)

### Projected Income

Description	Q4 2023	Q1 2024	Q2 2024	Q3 2024	Total
U.S. Treasury	\$675	\$888	\$675	\$888	\$3,125
Certificate of Deposit	\$2,476	\$2,107	\$2,367	\$2,106	\$9,055
U.S. Government Agency	\$1,497	\$1,920	\$1,497	\$1,888	\$6,802
U.S. Government Agency - Callable	\$351	\$1,549	\$300	\$1,530	\$3,729
Taxable Municipal	\$1,152	\$950	\$1,152	\$950	\$4,204
Cash Equivalent	\$439	\$439	\$439	\$439	\$1,754
<b>Total</b>	<b>\$6,589</b>	<b>\$7,851</b>	<b>\$6,430</b>	<b>\$7,800</b>	<b>\$28,670</b>

### Projected Income and Maturities

Description	Q4 2023	Q1 2024	Q2 2024	Q3 2024	Total
U.S. Treasury	\$675	\$888	\$55,675	\$888	\$58,125
Certificate of Deposit	\$76,476	\$2,107	\$2,367	\$2,106	\$83,055
U.S. Government Agency	\$1,497	\$26,920	\$1,497	\$24,888	\$54,802
U.S. Government Agency - Callable	\$35,351	\$11,549	\$300	\$1,530	\$48,729
Taxable Municipal	\$1,152	\$950	\$1,152	\$950	\$4,204
Cash Equivalent	\$439	\$439	\$439	\$439	\$1,754
<b>Total</b>	<b>\$115,589</b>	<b>\$42,851</b>	<b>\$61,430</b>	<b>\$30,800</b>	<b>\$250,670</b>

Information in this report was compiled using data from the custodian available as of the publishing date. While we believe the data to be reliable, we do not independently verify pricing and valuation data. Please refer to the official statements provided by the account custodian. All date period references are on a calendar year basis. Fiscal year reports are available by request. Past performance does not guarantee future investment results.

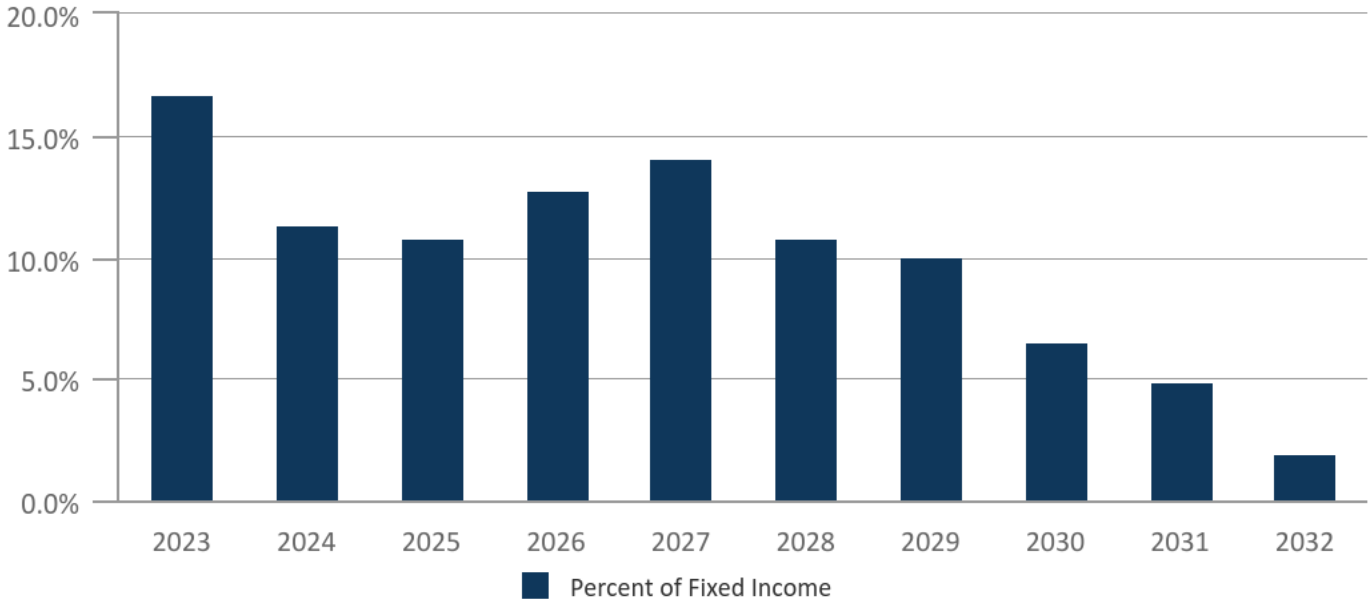
## Performance History

Barrington Area Library District

	Start Value	Inflows	Outflows	End Value	Net Investment Gain
<b>Since Inception</b>					
Third Quarter 2023	\$1,570,765	\$0	\$0	\$1,574,884	\$4,119
Second Quarter 2023	\$1,564,821	\$0	\$0	\$1,570,765	\$5,944
First Quarter 2023	\$1,543,578	\$0	\$0	\$1,564,821	\$21,243
Fourth Quarter 2022	\$1,536,127	\$0	\$0	\$1,543,578	\$7,451
Third Quarter 2022	\$1,577,521	\$0	\$0	\$1,536,127	(\$41,395)
Second Quarter 2022	\$1,619,229	\$0	\$0	\$1,577,521	(\$41,708)
First Quarter 2022	\$1,675,988	\$0	\$0	\$1,619,229	(\$56,759)
Fourth Quarter 2021	\$1,687,069	\$0	\$0	\$1,675,988	(\$11,080)
Third Quarter 2021	\$1,684,659	\$0	\$0	\$1,687,069	\$2,409
Second Quarter 2021	\$1,094,758	\$587,849	\$0	\$1,684,659	\$2,053
First Quarter 2021	\$1,094,941	\$0	\$0	\$1,094,758	(\$183)
Fourth Quarter 2020	\$1,093,102	\$0	\$0	\$1,094,941	\$1,840
Third Quarter 2020	\$1,091,276	\$0	\$0	\$1,093,102	\$1,826
Second Quarter 2020	\$1,078,109	\$0	\$0	\$1,091,276	\$13,167
First Quarter 2020	\$1,062,482	\$0	\$0	\$1,078,109	\$15,627
Fourth Quarter 2019	\$1,056,736	\$0	\$0	\$1,062,482	\$5,746
Third Quarter 2019	\$1,044,244	\$0	\$0	\$1,056,736	\$12,491
Second Quarter 2019	\$1,032,253	\$0	\$0	\$1,044,244	\$11,991
First Quarter 2019	\$1,020,500	\$0	\$0	\$1,032,253	\$11,754
Fourth Quarter 2018	\$1,014,294	\$0	\$0	\$1,020,500	\$6,206
Third Quarter 2018	\$1,009,937	\$0	\$0	\$1,014,294	\$4,357
Second Quarter 2018	\$1,006,721	\$0	\$0	\$1,009,937	\$3,216
First Quarter 2018	\$1,006,063	\$0	\$0	\$1,006,721	\$658
Fourth Quarter 2017	\$1,006,364	\$0	\$0	\$1,006,063	(\$301)
Third Quarter 2017	\$1,003,336	\$0	\$0	\$1,006,364	\$3,028
Second Quarter 2017	\$1,000,928	\$0	\$0	\$1,003,336	\$2,408
First Quarter 2017	\$748,364	\$250,000	\$0	\$1,000,928	\$2,564
Fourth Quarter 2016	\$499,939	\$250,000	\$0	\$748,364	(\$1,574)
Third Quarter 2016	\$0	\$500,000	\$0	\$499,939	(\$61)
<b>Since Inception Total</b>	<b>\$0</b>	<b>\$1,587,849</b>	<b>\$0</b>	<b>\$1,574,884</b>	<b>(\$12,965)</b>

## Bond Analysis

Barrington Area Library District



### Maturity by Year

Weight	Description	Principal	Value	Current Yield	Yield to Maturity (Cost)	Yield to Maturity (Market)	Modified Duration
13.3%	U.S. Treasury	\$215,000	\$204,606	1.5%	1.7%	5.1%	1.5
33.3%	Certificate of Deposit	\$557,000	\$512,765	1.8%	1.7%	4.8%	3.1
25.8%	U.S. Government Agency	\$448,000	\$396,498	1.7%	1.8%	4.6%	4.8
7.7%	U.S. Government Agency - Callable	\$120,000	\$118,758	3.2%	3.5%	5.5%	0.1
19.9%	Taxable Municipal	\$345,000	\$306,085	1.4%	1.4%	4.9%	3.3
<b>100.0%</b>	<b>Total</b>	<b>\$1,685,000</b>	<b>\$1,538,711</b>	<b>1.8%</b>	<b>1.8%</b>	<b>4.8%</b>	<b>3.1</b>

# Holdings

Barrington Area Library District

Weight	Description	Symbol	Quantity	Value	Current Yield	Yield to Maturity (Market)	Annual Income
<b>Fixed Income</b>							
<b>Taxable Bonds</b>							
<b>U.S. Treasury</b>							
2.9%	US Treas Note 12/31/2025   0.375%	91282CBC4	50,000.00	\$45,156	0.4%	4.7%	\$188
	Accrued Income			\$16			
2.1%	US Treas Note 12/15/2024   1.000%	91282CDN8	35,000.00	\$33,048	1.1%	5.3%	\$350
	Accrued Income			\$45			
2.1%	US Treas Note 06/15/2024   0.250%	91282CCG4	35,000.00	\$33,480	0.3%	5.4%	\$88
	Accrued Income			\$11			
1.0%	US Treas Note 02/28/2025   4.625%	91282CGN5	15,000.00	\$14,885	4.7%	5.1%	\$694
	Accrued Income			\$290			
1.3%	US Treas Note 04/30/2024   2.500%	91282CEK3	20,000.00	\$19,572	2.6%	5.4%	\$500
	Accrued Income			\$126			
1.3%	US Treas Note 02/15/2026   4.000%	91282CGL9	20,000.00	\$19,684	4.1%	4.7%	\$800
	Accrued Income			\$369			
0.9%	US Treas Note 11/30/2024   1.500%	912828YV6	15,000.00	\$14,278	1.6%	5.3%	\$225
	Accrued Income			\$38			
1.5%	US Treas Note 02/28/2025   1.125%	912828ZC7	25,000.00	\$23,488	1.2%	5.1%	\$281
	Accrued Income			\$118			
<b>Certificate of Deposit</b>							
2.5%	Bank Hapoalim 09/14/2023   0.300%	06251A2E9	40,000.00	\$39,759	0.3%	5.4%	\$120
	Accrued Income			\$46			
1.0%	BMW Bank NA 08/14/2023   0.300%	05580AWU4	15,000.00	\$14,972	0.3%	4.6%	\$45
	Accrued Income			\$21			
1.5%	BMW Bank NA 12/18/2023   0.300%	05580AYD0	24,000.00	\$23,555	0.3%	5.2%	\$72
	Accrued Income			\$9			
0.9%	Capital One Bank 05/04/2027   3.050%	14042TFW2	15,000.00	\$14,150	3.2%	4.7%	\$458
	Accrued Income			\$112			
0.6%	Celtic Bank 12/19/2028   4.400%	15118RA98	10,000.00	\$9,943	4.4%	4.5%	\$440
	Accrued Income			\$16			
1.3%	Discover Bank 04/05/2027   4.800%	2546733P9	20,000.00	\$20,050	4.8%	4.7%	\$960
	Accrued Income			\$313			
3.1%	Flagstar Bank 11/09/2023   0.300%	649447UE7	50,000.00	\$49,330	0.3%	5.3%	\$150
	Accrued Income			\$35			

# Holdings

Barrington Area Library District

Weight	Description	Symbol	Quantity	Value	Current Yield	Yield to Maturity (Market)	Annual Income
<b>Fixed Income</b>							
<b>Taxable Bonds</b>							
<b>Certificate of Deposit</b>							
2.7%	Live Oak Banking 06/29/2029   1.350%	538036QN7	50,000.00	\$42,013	1.6%	4.4%	\$675
	Accrued Income			\$6			
2.7%	Merchant Bank 04/30/2030   1.600%	588526AX1	50,000.00	\$42,122	1.9%	4.3%	\$800
	Accrued Income			\$204			
1.6%	Minnwest Bank 01/29/2029   1.000%	60425SIQ3	30,000.00	\$24,899	1.2%	4.5%	\$300
	Accrued Income			\$1			
2.8%	Sallie Mae Bank 07/08/2026   1.000%	7954506Y6	50,000.00	\$44,760	1.1%	4.9%	\$500
	Accrued Income			\$33			
1.6%	Spring Bank 01/10/2028   4.200%	84943RAB0	25,000.00	\$24,596	4.3%	4.6%	\$1,050
	Accrued Income			\$66			
4.1%	State Bank of India 06/16/2028   1.500%	856285VZ1	75,000.00	\$64,839	1.7%	4.6%	\$1,125
	Accrued Income			\$142			
2.9%	Toyota Financial Savings 02/25/2027   2.150%	89235MMV0	50,000.00	\$45,796	2.3%	4.7%	\$1,075
	Accrued Income			\$465			
1.6%	Tristate Bank 03/30/2026   5.000%	89677DJE7	25,000.00	\$25,031	5.0%	4.9%	\$1,250
	Accrued Income			\$428			
1.6%	UBS Bank 04/28/2026   0.850% Call 10/28/2023   100.00	90348JJ35	28,000.00	\$25,051	1.0%	5.0%	\$238
	Accrued Income			\$3			
<b>U.S. Government Agency</b>							
1.5%	Fed Farm Cr Bk 07/08/2030   1.040%	3133ELS88	30,000.00	\$24,019	1.3%	4.4%	\$312
	Accrued Income			\$20			
0.6%	Fed Farm Cr Bk 11/28/2031   3.020%	3133EGP41	10,000.00	\$9,002	3.4%	4.5%	\$302
	Accrued Income			\$53			
1.6%	Fed Farm Cr Bk 09/27/2029   4.000%	3133EN4T4	25,000.00	\$24,522	4.1%	4.4%	\$1,000
	Accrued Income			\$344			
1.5%	Fed Farm Cr Bk 02/26/2024   0.250%	3133EMRZ7	25,000.00	\$24,272	0.3%	5.5%	\$63
	Accrued Income			\$27			
2.7%	Fed Farm Cr Bk 03/13/2029   1.125%	3133ELTG9	50,000.00	\$42,069	1.3%	4.3%	\$563
	Accrued Income			\$216			
1.4%	Fed Farm Cr Bk 04/27/2027   1.020%	3133ELXZ2	25,000.00	\$22,097	1.2%	4.4%	\$255
	Accrued Income			\$67			

# Holdings

Barrington Area Library District

Weight	Description	Symbol	Quantity	Value	Current Yield	Yield to Maturity (Market)	Annual Income
<b>Fixed Income</b>							
<b>Taxable Bonds</b>							
<b>U.S. Government Agency</b>							
1.6%	Fed Farm Cr Bk 03/12/2031   3.480%	3133EAGS1	27,000.00	\$25,342	3.7%	4.4%	\$940
	Accrued Income			\$363			
0.6%	Fed Farm Cr Bk 04/26/2030   3.125%	3133ENVH0	10,000.00	\$9,281	3.4%	4.4%	\$313
	Accrued Income			\$82			
4.2%	Fed Home Ln Bk 06/11/2027   1.000%	3130AMTF9	75,000.00	\$66,075	1.1%	4.4%	\$750
	Accrued Income			\$104			
2.0%	Fed Home Ln Bk 03/12/2032   2.750%	3130ARJV4	35,000.00	\$30,806	3.1%	4.4%	\$963
	Accrued Income			\$372			
2.6%	Fed Home Ln Bk 12/12/2031   1.625%	3130APZA6	50,000.00	\$40,167	2.0%	4.5%	\$813
	Accrued Income			\$111			
2.7%	Fed Home Ln Bk 06/09/2028   1.125%	3130AMH47	50,000.00	\$43,042	1.3%	4.3%	\$563
	Accrued Income			\$81			
0.8%	Fed Natl Mtg - Strip 11/29/2024	31364DCU8	13,000.00	\$12,114	0.0%	5.5%	\$0
1.4%	Fed Natl Mtg - Strip 07/15/2024	3134A4ND2	23,000.00	\$21,851	0.0%	5.5%	\$0
<b>U.S. Government Agency - Callable</b>							
0.6%	Fed Farm Cr Bk 03/15/2024   0.370% Call 08/10/2023   100.00	3133EMTD4	10,000.00	\$9,679	0.4%	5.7%	\$37
	Accrued Income			\$14			
2.2%	Fed Farm Cr Bk 11/02/2023   0.290% Call 08/10/2023   100.00	3133EMFB3	35,000.00	\$34,546	0.3%	5.5%	\$102
	Accrued Income			\$25			
0.9%	Fed Farm Cr Bk 04/19/2032   4.000% Call 08/10/2023   100.00	3133ENUV0	15,000.00	\$13,995	4.3%	5.0%	\$600
	Accrued Income			\$170			
1.6%	Fed Home Ln Bk 01/27/2025   5.000% Call 10/27/2023   100.00	3130ATMM6	25,000.00	\$24,785	5.0%	5.6%	\$1,250
	Accrued Income			\$14			
1.3%	Fed Home Ln Bk 11/15/2024   5.000% Call 08/15/2023   100.00	3130AURF3	20,000.00	\$19,816	5.0%	5.6%	\$1,000
	Accrued Income			\$461			
1.0%	Fen Home Ln Mtg 02/23/2026   5.400% Call 02/23/2024   100.00	3134GYKA9	15,000.00	\$14,896	5.4%	5.7%	\$810
	Accrued Income			\$356			



# Holdings

Barrington Area Library District

Weight	Description	Symbol	Quantity	Value	Current Yield	Yield to Maturity (Market)	Annual Income
<b>Fixed Income</b>							
<b>Taxable Bonds</b>							
<b>Taxable Municipal</b>							
0.9%	Arlington Cnty, VA 08/01/2025   0.790%	041431VG9	15,000.00	\$13,805	0.9%	5.0%	\$119
	Accrued Income			\$59			
1.3%	Columbia, TN 12/01/2028   1.050% Call 12/01/2026   100.00	198558RH3	25,000.00	\$20,718	1.3%	4.7%	\$263
	Accrued Income			\$44			
1.4%	Elk Grove Village, IL 01/01/2027   1.200%	287299MT5	25,000.00	\$22,152	1.4%	4.9%	\$300
	Accrued Income			\$25			
1.7%	Gunnison-Watershed, CO School District #001 12/01/2027   1.399%	402892DL4	30,000.00	\$26,152	1.6%	4.7%	\$420
	Accrued Income			\$70			
0.6%	Kendall Cnty, IL Plano School District No 88 02/01/2028   1.740%	488683KG7	10,000.00	\$8,666	2.0%	5.1%	\$174
	Accrued Income			\$87			
2.9%	Krum Texas Independent School District Krum Independent School District 08/15/2026   0.730%	501098TA5	50,000.00	\$45,083	0.8%	4.2%	\$365
	Accrued Income			\$168			
1.5%	Lane Community College, OR 06/15/2025   0.851%	515182EJ8	25,000.00	\$23,027	0.9%	5.3%	\$213
	Accrued Income			\$27			
0.9%	McAllen, TX Independent School District 02/15/2028   3.000%	579100UQ9	15,000.00	\$13,966	3.2%	4.7%	\$450
	Accrued Income			\$208			
2.9%	North Haven, CT 10/01/2025   0.943%	659579ZZ2	50,000.00	\$45,843	1.0%	5.0%	\$472
	Accrued Income			\$157			
1.3%	Oswego, IL 12/15/2030   1.950% Call 12/15/2029   100.00	688664PV7	25,000.00	\$20,574	2.4%	4.8%	\$488
	Accrued Income			\$62			
1.6%	San Antonio TX 02/01/2030   1.643%	79623PEV3	30,000.00	\$24,893	2.0%	4.7%	\$493
	Accrued Income			\$246			
2.5%	Will County, IL Community College District No 525 06/01/2026   1.000%	969080JB7	45,000.00	\$39,979	1.1%	5.3%	\$450
	Accrued Income			\$75			
<b>97.7% Fixed Income Total</b>				<b>\$1,538,711</b>	<b>1.8%</b>	<b>4.8%</b>	<b>\$27,219</b>

## Holdings

Barrington Area Library District

Weight	Description	Symbol	Quantity	Value	Current Yield	Yield to Maturity (Market)	Annual Income
<b>Cash Equivalent</b>							
<b>Cash Equivalent</b>							
<b>Cash Equivalent</b>							
2.3%	Schwab Government Money Fund	SWGXX		\$36,173	4.9%		\$1,754
<b>100.0%</b>	<b>Total</b>			<b>\$1,574,884</b>	<b>1.8%</b>	<b>4.8%</b>	<b>\$28,973</b>

## Transactions

Barrington Area Library District  
From June 30, 2023 to July 31, 2023

Trade Date	Activity	Description	Quantity	Amount	Accrued Interest
7/28/2023	Income (Interest)	Minnwest Bank (60425SJQ3) 01/29/2029 1.000%		\$25	
7/28/2023	Income (Interest)	UBS Bank (90348JJ35) 04/28/2026 0.850% Call 10/28/2023 100.00		\$20	
7/27/2023	Income (Interest)	Fed Home Ln Bk (3130ATMM6) 01/27/2025 5.000% Call 10/27/2023 100.00		\$625	
7/24/2023	Income (Interest)	Sallie Mae Bank (7954506U4) 07/24/2023 0.300%		\$39	
7/24/2023	Sell	Sallie Mae Bank (7954506U4) 07/24/2023 0.300%	26,000.00	\$26,000	
7/19/2023	Income (Interest)	Celtic Bank (15118RA98) 12/19/2028 4.400%		\$36	
7/17/2023	Income (Reinvested Dividend)	Schwab Government Money Fund	37.13	\$37	
7/10/2023	Expense (Management Fee)	Schwab Government Money Fund		\$393	
7/9/2023	Income (Interest)	Spring Bank (84943RAB0) 01/10/2028 4.200%		\$86	
7/8/2023	Income (Interest)	Fed Farm Cr Bk (3133ELS88) 07/08/2030 1.040%		\$156	
7/8/2023	Income (Interest)	Sallie Mae Bank (7954506Y6) 07/08/2026 1.000%		\$248	
7/1/2023	Income (Interest)	Elk Grove Village, IL (287299MT5) 01/01/2027 1.200%		\$150	
7/1/2023	Income (Interest)	Live Oak Banking (538036QN7) 06/29/2029 1.350%		\$55	